

CAMH MONITOR



2009



TECHNICAL GUIDE

CAMH Monitor
2009
TECHNICAL GUIDE

Anca Ialomiteanu
Edward M. Adlaf

2010

Table of Contents

1. Background.....	1
1.1. Major Differences Between CAMH Monitor and Earlier Surveys	3
2. CAMH Monitor Sample Design	3
3. Data Collection and Quality	4
3.1 Questionnaire Content and Design	4
3.2 Questionnaire Pretesting and Interviewing.....	4
3.3 Methodological and Special Studies.....	5
3.4 Respondent Evaluation	5
3.5 Data Limitations	6
3.6 Participation	7
3.7 Characteristics of the CM 2009 Sample	9
3.8 Sample Evaluation	11
4. Data Weighting and Analysis	12
4.1 Data Weighting	12
4.2 Guidelines for Analysis and Release	13
4.3 Reliability and Suppression	14
5. References.....	16
Appendix A: Summary of ARF and CAMH Adult Population Surveys	21
Appendix B: Experimental/ Special Studies.....	25
Appendix C: 2009 CAMH Monitor Questionnaire	28
Appendix D: Derived Variables	78
Appendix E: WHO - ASSIST.....	106

1. Background

The *CAMH Monitor* (CM), conducted by the Centre for Addiction and Mental Health (CAMH), is an on-going monitoring survey of Ontario adults. One of the mandates of the Centre for Addiction and Mental Health, and formerly of the Addiction Research Foundation (ARF), is to provide epidemiological monitoring of indicators related to alcohol, tobacco, and drug use, as well as mental health. As noted below, there is a long tradition of epidemiological survey research in this area. Also evident is the historical progression from surveys assessing strictly alcohol and other drug use, to the *Ontario Drug Monitor* (ODM), which broadened the scope of alcohol and other drug use issues. In 1999, this development continued, and the expanded survey, the *CAMH Monitor* (CM) now includes indicators of health and mental health.

First conducted in 1996, the CM is designed to serve as the primary vehicle for monitoring addictions and mental health issues in Ontario - including alcohol and other drug consumption, substance use problems and public opinion regarding drug issues and policies, mental health status and gambling.

This report describes four important aspects of the 2009 cycle of the CM series: first, the sampling design and strategy is described; second, the outcome of the sampling strategy and the sample quality are evaluated; third, the instrument and questionnaire items are documented; and fourth, the data file and its characteristics are described.

The *CAMH Monitor* is based on the experience of previous monitoring studies, including the *Adult Drug Use* series (1977-1991) and the *Ontario Alcohol and Other Drug Opinion Survey* series (1992-1995). To enhance comparability to earlier surveys, the *CAMH Monitor* has been designed to maintain many of the features of previous surveys. Including the CM 2009, this area of research represents 24 surveys conducted since 1977, making this project the longest ongoing study of adult drug use in Canada (see Table 1).

Suggested Citation:

Ialomiteanu, A & Adlaf, E.M. (2010) *CAMH Monitor 2009: Technical Guide*. Toronto, Centre for Addiction and Mental Health. Available:
http://www.camh.net/Research/camh_monitor.html]

Table 1. ARF/ CAMH - Ontario Adult Population Surveys, 1977-2008

	Year	Survey Series	Mode of Interview	Survey Organization	Source (s)
1	1977	ADU	Personal	Gallup	(Smart & Goodstadt, 1977)
2	1982	ADU	Personal	Gallup	(Smart & Adlaf, 1982)
3	1984	ADU	Personal	Gallup	(Smart & Adlaf, 1984)
4	1987	ADU	Personal	Gallup	(Smart & Adlaf, 1987)
5	1989	ADU	Personal	Gallup	(Adlaf & Smart, 1989)
6	1991	ADU	Personal & Tel ephone	Gallup & ISR	(Adlaf, Smart, & Canale, 1991)
7	1992	OADOS	Telephone	ISR	(Ferris, Templeton, & Wong, 1994; Ialomiteanu & Bondy, 1997)
8	1993	OADOS	Telephone	ISR	(S. Bondy, 1994)
9	1994	ADU+ OADOS	Telephone	ISR	(Adlaf, Ivis, & Smart, 1994; Paglia, 1995)
10	1995	OADOS	Telephone	ISR	(Anglin, 1995)
11	1996	ODM	Telephone	ISR	(Adlaf, Ivis, Bondy et al., 1997; Adlaf, Ivis, Ialomiteanu, Walsh, & Bondy, 1997)
12	1997	ODM	Telephone	ISR	(Adlaf, Ivis, & Ialomiteanu, 1998; Adlaf, Ivis, Ialomiteanu et al., 1998)
13	1998	ODM	Telephone	ISR	(Adlaf, Paglia, & Ialomiteanu, 1999; Adlaf, Paglia, Ivis, & Ialomiteanu, 1999)
14	1999	CM	Telephone	ISR	(Adlaf & Ialomiteanu, 2001a; Adlaf, Ialomiteanu, & Paglia, 2000)
15	2000	CM	Telephone	ISR	(Adlaf & Ialomiteanu, 2001b; Adlaf, Ialomiteanu, & Paglia, 2001)
16	2001	CM	Telephone	ISR	(Adlaf & Ialomiteanu, 2002a, 2002b)
17	2002	CM	Telephone	ISR	(Adlaf & Ialomiteanu, 2003)
18	2003	CM	Telephone	ISR	(Ialomiteanu & Adlaf, 2004)
19	2004	CM	Telephone	ISR	(Ialomiteanu & Adlaf, 2005)
20	2005	CM	Telephone	ISR	(Adlaf, Ialomiteanu, & Rehm, 2008; Ialomiteanu & Adlaf, 2006)
21	2006	CM	Telephone	ISR	(Ialomiteanu & Adlaf, 2007)
22	2007	CM	Telephone	ISR	(Ialomiteanu & Adlaf, 2008; Ialomiteanu, Adlaf, Mann & Rehm, 2009)
23	2008	CM	Telephone	ISR	(Ialomiteanu & Adlaf, 2009)

Notes: ADU -Ontario Adult Drug Use; OADOS - Ontario Alcohol and Other Drug Opinion Survey; ISR - Institute for Social Research, York University.

1.1 Major Differences Between CAMH Monitor and Earlier Surveys

There are three major differences between the CAMH Monitor and earlier surveys:

1. The CAMH Monitor is based on the aggregation of independent monthly surveys (versus the time-limited fieldwork period in earlier surveys). Such repeated or “rolling” surveys have several advantages over single time surveys including the following:
 - greater capacity to detect seasonal and secular trends;
 - greater capacity to provide up-to-date information needs;
 - the sum of the repeated samples leads to better statistical estimation.

(See (Kish, 1965) and (Cochran, 1977) for further discussion on this matter).

2. The CAMH Monitor is regionally stratified (versus nonstratified, proportional allocation employed in earlier surveys). Thus, the precision of estimates from areas such as Northern Ontario are improved compared to earlier surveys. As well, the potential for regionally pooling cases across surveys is greatly enhanced.

3. The CAMH Monitor sample size is increased from earlier surveys, exceeding 2,000 interviews each year.

See Appendix A for details of earlier surveys.

2. CAMH Monitor Sample Design

The 1996 to 2009 cycles of the CAMH Monitor survey were administered by the Institute for Social Research (ISR), York University. The survey, which employed random-digit-dialling (RDD) methods via Computer Assisted Telephone Interviewing (CATI), consists of 12 independent monthly surveys (January - December). The monthly sample varied between 150 and 300 completions. The design employed a two-stage probability selection procedure. Each month a sampling frame of all active area codes and exchanges in Ontario are provided by the ATI Long Lines Tape. Within each regional stratum, a random sample of telephone numbers is selected with equal probability in the first stage of selection (i.e., households). Within selected households, one respondent age 18 or older who could complete the interview in English or French is selected according to the most recent birthday of household members. A minimum of 12 call-backs are placed to unanswered numbers and all households who refused to participate on the first contact are re-contacted in order to secure maximum participation. To increase the precision of estimates within different areas of the Province, the sample is equally allocated among six strata according to area code and the corresponding counties (see Table 2). The CAMH Monitor sample is representative for Ontarians aged 18 and older (9,460,369 individuals) (see Table 5a).

Table 2. Regional Stratification of the CAMH Monitor Sample

Region	County	Area Code
Toronto	Toronto	416
Central West	Halton; Hamilton-Wentworth; Peel; Waterloo; Wellington; Dufferin; Niagara; Brant; Haldiman-Norfolk	519, 905
Central East	Simcoe; York; Haliburton; Peterborough; Victoria; Northumberland; Durham	705, 905
West	Kent; Huron; Perth; Elgin; Oxford; Middlesex; Grey; Bruce; Lambton; Essex	519
East	Stormont, Dundas and Glengarry; Prescott-Russell; Ottawa-Carleton; Renfrew; Lanark; Leeds-Grenville; Hastings; Prince Edward; Frontenac; Lennox and Addington	613
North	Kenora; Rainy River; Thunder Bay; Muskoka; Parry Sound; Nipissing; Timiskaming; Algoma; Manitoulin; Sudbury RM; Sudbury TD; Cochrane	705, 807

3. Data Collection and Quality

3.1 Questionnaire Content and Design

Two categories of questions exist in the CM - full, and panel items. In total, **2,037** respondents completed the interview in 2009. Two CATI interviews were employed: Panel A represents interviews with **1035** respondents interviewed January through June; while Panel B represents interviews with **1,002** respondents interviewed July through December. The purpose of designing two interview schedules was to increase the number of items without increasing the length of any single interview. Thus, panel items are those questions only asked of about half of the CM 2009 respondents; they address issues for which a sample size of about 1,000 would provide sufficient estimates and analytical utility. Full questions are those asked of all respondents in CM 2009; they represent about two-thirds of an interview. (See Appendix C for the questionnaire)

3.2 Questionnaire Pretesting and Interviewing

Prior to the initiation of fieldwork, all new questions and full interviews were pretested with approximately 25 respondents. This pre-survey analysis included information from pretest respondents, interviewer debriefings and expert evaluation from staff at the ISR and the CAMH.

Compared with “paper-pencil” questionnaires, CATI interviews have several advantages, including: immediate data capture, automatic control of question sequences, centralized interviewer supervision and capability of randomization of respondents to particular questions. On average, interviews lasted **24.1** minutes (range 7-86 min.; median 23 min.; 91% of interviews completed within 30 min). Interviews were conducted by 24 ISR interviewers, many of whom had considerable CATI experience and had completed interviews on prior CAMH surveys. In addition, all respondents who refused to

participate on the first call, were recontacted by an experienced interviewer in order to maximize participation.

3.3 Methodological & Special Studies

Each CM cycle may contain investigations such as pilot studies, experiments, or recruitment requests for people to participate in other related projects at the CAMH. Special studies are usually included in only one CM cycle, most likely as part of a panel.

CM 2009 contained: a special section on driving and road-rage (items **dr1** to **dr5**, **dd3**, **dd4**, **rr1** to **rr8**), a section on safe injection site facilities (sif1 to scf4) in Panel A and a special study on the use of opioid pain relievers in Panel B (items **pr2** to **pr3f**). This special study was an experiment designed to evaluate if question wording has an impact on the reported frequency of use of prescription opioid pain relievers or their reported use for recreational purposes. The sample was divided into 4 random subsamples, and the prescription opioids were described using different wording. For **random1=1**, respondents (1/4 of the sample) were asked to report if they used “pain relievers with codeine that are obtained in a pharmacy by prescription OR from a pharmacist, behind the counter”, but not “regular pain relievers”; for **random1=2**, respondents (1/4 of the sample) were asked to report if they used “pain relievers with codeine that are obtained in a pharmacy by prescription only”, but not “regular pain relievers”; for **random1=3**, respondents (1/4 of the sample) were asked to report if they used “pain relievers with codeine that are obtained in a pharmacy by prescription OR from a pharmacist, behind the counter”, but not “over-the-counter pain relievers”; for **random1=4**, respondents (1/4 of the sample) were asked to report if they used “pain relievers with codeine that are obtained in a pharmacy by prescription only”, but not “over-the-counter pain relievers”.

3.4 Respondent Evaluations

Improvement in the quality of survey data depends upon on-going evaluation. In order to continually assess the quality of responses and to further improve future CM interviews, respondents were asked, at the end of the interview, to evaluate two aspects of the interview -- length and comprehension. The following is a summary of the findings.

Forty-eight per cent of respondents found the interview “too long” or “somewhat long” (similar to 2008 and significantly lower than the 58% in 2006 and the 55% found in 2007), and 9% said the interview was “somewhat” or “much too difficult” (down from 13% in 2006 and similar to 9% found in 2007 and 2008). As well, about 14% said they found some questions confusing or unclear (down from the 18% in 2007).

When asked which survey questions were confusing, the most common answers included items about mental health, questions concerning taxes and smoking in public places, and questions about alcohol and drug use. Reasons as to why the questions were confusing included: recall difficulty; insufficient detail to answer questions (e.g., absence of first hand experience or knowledge, unfamiliarity with the situation or lifestyle presented); repetitiveness; and cognitive complexity (e.g., lengthy questions).

In addition, about 15% said there were questions that they understood, but still found difficult to answer (significantly lower than the 28% found in 2007 and down from the 17% found in 2008). The most frequently cited drug use questions; alcohol use questions; mental health; ethnicity and household income. Among the more common problems

mentioned were absence of knowledge or unfamiliarity with the situation or lifestyle presented; recall difficulty; being unable to give a straight answer; and perception of the topic as too personal.

Revisions are underway to further reduce the ambiguity and burden on respondents in order to further improve the data quality of the CM.

3.5 Data Limitations

Although sample surveys are the most feasible means to establish and monitor substance use issues in the population, those interpreting CM data should consider the following:

- **Telephone households.** The CM is based on a target population of households with telephones. Whether drug use estimates would be significantly biased by projecting to all households depends on the size of non-telephone households and their demographic composition. Statistics Canada, using their Residential Telephone Service Survey (RTSS), estimates that, in 2008, less than 2% percent of private households in Ontario do not have a telephone and (91.5% of Ontario households have a land line phone and 7.4% of Ontario households have a cellphone only) (Statistics Canada, 2009). As well, conventional household surveys are limited to those residing in conventional households and are not intended as a sample of all possible adults. Thus, those in prisons, hospitals, military establishments, and, as well, transient populations such as the homeless, are not included. These excluded groups often contain an especially large number of drug users and heavy drinkers (Rossi, 1989). However, the bias caused by such noncoverage depends upon firstly, the difference in drug use between those surveyed and those not surveyed, and secondly, the size of the group missed (Groves & Couper, 1998). Thus, even if rates of drug use are substantially higher in the excluded group than are those in the sampled group, if the size of the excluded group is small relative to the total population the bias is usually minimal (Kandel, 1991; Trinkoff, Ritter, & Anthony, 1990). Telephone surveys tend to over-represent those with higher education and under-represent those with lower education (Trewin & Lee, 1988).
- **Interview Barriers.** Some interviews could not be completed because respondents could not adequately converse in English or French or were too ill or aged.
- **Self-reports.** Survey estimates are influenced by errors related to individual reporting of behaviours and the conditions under which the survey is conducted. One limitation of the sample survey in this regard is its reliance on self-reported behaviour. Reviews of self-report methods for alcohol and drug use suggest that although surveys tend to underestimate true usage, they are still regarded as the best available means to estimate such behaviours (Harrison, Haaga, & Richards, 1993; Turner, Lessler, & Gfroerer, 1992). Moreover, although these biases influence alcohol and drug use estimates at a single point in time, they should have less impact on estimating trends as long as underreporting remains constant. If this is the case, estimates of change should remain unbiased and valid.

3.6 Participation

Of the 5,265 selected telephone numbers (of which 3,449 were known to be eligible or estimated to be eligible), **2,037** respondents participated, representing an effective response rate of **57%** (monthly response rates varied from 53% to 62%) (Table 3). This response rate is higher than the response rate found in 2008 (55%) and in 2007 (53%), but lower than the 60% obtained in 2006.

The decline in response rates in the past decade is common for other high quality surveys.

The most recent Canadian survey, the CADUMS (Canadian Alcohol and Drug Use Monitoring Survey), conducted in 2008, obtained an overall response rate of 43% (Health Canada, 2009). The BRFSS, the largest Health Risk Survey conducted in the US by the CDC, obtained a medium state overall response rate in 2004 of 41.2% (22.0% - 63.4%) (Centers for Disease Control and Prevention, 2005). Also, the University of Michigan's Survey of Consumer Attitudes, has found a decline in response rates from 60% in 1996 to 48% in 2003 (Curtin, Presser, & Singer, 2005).

Starting with the 2008 cycle of the survey, in order to increase the response rate for the survey, we decided to conduct an experiment and to send advance letters to eligible respondents one month in advance of the survey.

First, we sent advance letters to Toronto respondents who had the lowest response rate in the sample. The average response rate in 2007 for Toronto (no letter) was 44.8%. After 6 waves of data collection in 2008 (with the letter) the average response rate (in Toronto) was up to 51.9%. In addition, the ratio of completions to refusals has improved, and the number of refusals before completion has decreased - all in all, it seemed to be having a positive effect. It seemed to be effective not only in making households aware of the importance of the study and in expecting the phone call, but it also gave interviewers an extra boost of confidence when talking to respondents.

Based on these results, we decided to expand the advance letter strategy to all eligible respondents in July 2008 and this approach was kept throughout the 2009 cycle (see Appendix B). Details on the fieldwork statistics and monthly response rates are presented in Table 3.

Table 3. CM 2009 Fieldwork Statistics

Wave	1	2	3	4	5	6	7	8	9	10	11	12	TOTAL
Month	JAN	FEB	MAR	APR	MAY	JUN	JUL	AUG	SEP	OCT	NOV	DEC	JAN-DEC
Panel	A	A	A	A	A	A	B	B	B	B	B	B	A-B
Begin fieldwork	1/02	2/01	3/01	4/02	5/01	6/02	7/03	8/01	9/01	10/01	11/01	12/02	1/02
End fieldwork	1/31	2/28	3/31	4/30	5/31	6/30	7/31	8/31	9/30	10/31	11/29	12/30	12/30
Total units (1)	425	422	424	453	446	445	396	416	437	457	470	474	5265
Resolved [Eligibility known] (2)	413	401	403	442	432	437	389	408	426	440	463	458	5112
In scope [Eligible] (4)	290	268	295	291	306	302	290	272	276	288	289	282	3449
Respondents (6)	180	167	169	167	188	164	166	172	159	167	180	158	2037
Refusal conversions (11)													
Other Rs (12)													
Non-respondents (7)	110	101	126	124	118	138	124	100	117	121	109	124	1412
Refusals (13)	82	84	94	97	88	106	100	75	93	101	91	95	1106
Noncontacts (14)													
Other nonrespondents (15)	28	17	32	27	30	32	24	25	24	20	18	29	306
Out of scope [Not eligible] (5)	123	133	108	151	126	135	99	136	150	152	174	176	1663
Nonexistent units (8)													
Temporarily out of scope (9)													
Permanently out of scope (10)	123	133	108	151	126	135	99	136	150	152	174	176	1663
Unresolved/Eligibility unknown (3)	12	21	21	11	14	8	7	8	11	17	7	16	153
Estimated in scope (3A)	8	14	15	7	10	6	5	5	7	11	4	10	103
Estimated out of scope (3B)	4	7	6	4	4	2	2	3	4	6	3	6	50
Response rate ----- (6/4+3A)	0.60	0.59	0.55	0.56	0.59	0.53	0.56	0.62	0.56	0.56	0.61	0.54	0.57
Cooperation rate -----(6/6+13)	0.69	0.67	0.64	0.63	0.68	0.61	0.62	0.70	0.63	0.62	0.66	0.62	0.65
Refusal rate -----(13/4)	0.28	0.31	0.32	0.33	0.29	0.35	0.34	0.28	0.34	0.35	0.31	0.34	0.32
Nonresponse rate -----(7+3A/4+3A)	0.41	0.43	0.48	0.45	0.42	0.48	0.44	0.39	0.45	0.46	0.39	0.47	0.44
Noncontact rate -----(14+3A/4+3A)	0.03	0.05	0.05	0.02	0.03	0.02	0.02	0.02	0.02	0.04	0.01	0.03	0.03
Average minutes	27.3	24.8	24.8	24.8	24.2	25.1	23.5	22.7	23.3	22.9	23	23.2	24.1
Minutes (range)	18-86	10-54	11-42	8-42	15-41	16-63	7-46	13-43	14-65	9-52	13-51	10-74	7-86

3.7 Characteristics of the CM 2009 Sample

Tables 4, 5a and 5b provide basic demographic information regarding the sample.

Table 4. Demographic Characteristics of the CM 2009 Sample

	No. Interviews	Unweighted % (N=2037)	Weighted % (N=2037)	Design Effect
Gender				
Male	877	43.1	48.5	1.5
Female	1160	56.9	51.5	1.5
Age				
18-29	198	9.7	18.4	2.3
30-39	289	14.2	18.3	1.6
40-49	426	20.9	21.4	1.4
50-64	608	29.8	23.3	1.2
65+	461	22.6	16.2	1.0
Missing	55	2.7	2.4	1.3
Marital Status				
Married	1144	56.2	59.5	1.5
Partner	166	8.1	8.8	1.4
Widowed	185	9.1	4.4	0.7
Divorced	128	6.3	3.6	0.8
Separated	77	3.8	2.6	1.0
Never Married	307	15.1	20.1	2.0
Missing	30	1.4	1.1	1.0
Regional Strata				
Toronto	327	16.1	21.5	--
Central East	346	17.0	26.6	--
Central West	338	16.6	18.6	--
West	354	17.4	13.1	--
East	343	16.8	13.5	--
North	329	16.2	6.7	--
Rural FSA				
Rural	451	22.1	17.1	1.1
Urban	1586	77.9	82.9	1.1
Highest Education				
Less than high school	266	13.1	10.5	1.2
Completed high school	437	21.5	21.0	1.4
Some college or university	698	34.3	35.2	1.5
Graduated university	611	30.0	32.4	1.5
Missing	25	1.2	1.0	1.0

	No. Interviews	Unweighted % (N=2037)	Weighted % (N=2037)	Design Effect
Gross Family Income (,000s)				
<\$20	105	5.2	3.2	1.0
\$20-29.9	132	6.5	4.9	1.1
\$30-39.9	142	7.0	5.7	1.2
\$40-49.9	123	6.0	5.3	1.4
\$50-59.9	136	6.7	6.4	1.3
\$60-69.9	116	5.7	5.6	1.3
\$70-79.9	118	5.8	6.4	1.4
\$80-89.9	87	4.3	4.5	1.4
\$90-99.9	71	3.5	3.8	1.4
\$100+	438	21.5	25.1	1.4
DK	131	6.4	8.6	1.6
Refused	438	21.5	20.4	1.5
Employment Status				
Full-time job	879	43.2	48.4	1.5
Part-time job	172	8.4	8.5	1.5
Unemployed	94	4.6	5.1	1.7
Retired	561	27.5	19.2	1.0
Homemaker	73	3.6	3.6	1.3
Student	61	3.0	6.5	2.7
Self-employed	108	5.3	5.4	1.3
Other	65	3.2	2.3	1.0
Missing	24	1.2	1.0	1.0
Language spoken at home				
English	1828	89.7	85.8	2.0
French	51	2.5	1.8	1.0
Other	141	6.9	11.6	2.1
Missing	17	0.8	0.8	1.0

3.8 Sample Evaluation

Table 5a shows that the weighted distribution (including post-stratification adjustments) of the CM 2009 replicates the age by sex distribution of the 2006 Census. Note that these comparisons will match given the age by sex post-stratification weighting (see page 12). Additional demographic comparisons (for marital status, education and region) were available only for respondents aged 20 and older. For the three available comparisons, there were differences between the two samples for marital status and education. Compared to the 2006 Census, the CM sample under-represented those never married (18.3% vs. 25.4%), those widowed, divorced or separated (10.7% vs. 17.9%), and those with less than high school education (31.1% vs. 44.6%). The CM sample over-represented those married (70.9% vs. 56.6%) and those with a university degree (33.6% vs. 22.4%). This over-representation of high education is common to telephone surveys (Trewin & Lee, 1988).

Table 5a. Selected Demographic Characteristics: Weighted CM 2009 versus 2006 Census Data, Ontario Population, Aged 18 Years and Over.

		CM 2009 (N=2037)		2006 Ontario Census (N= 9,460,369)
GENDER				
Male	(45.9	48.6	51.2)	48.8
Female	(48.8	51.4	54.1)	51.2
AGE				
18- 24	(10.1	12.2	14.7)	12.2
25- 44	(35.5	38.2	40.9)	38.2
45- 64	(30.7	33.0	35.4)	33.0
65+	(15.0	16.6	18.4)	16.6

Table 5b. Selected Demographic Characteristics: Weighted CM 2009 versus 2006 Census Data, Ontario Population, Aged 20 Years and Over.

		CM 2009 (N=1982)		2006 Ontario Census (N=9,116,385)
MARITAL STATUS				
Never married	(16.0	18.3	20.9)	* 25.4
Married/ Common Law	(68.3	70.9	73.4)	* 56.6
Widowed/ Separated/ Divorced	(9.5	10.7	12.1)	* 17.9
REGION				
Toronto	(20.4	21.5	22.8)	21.2
Non-Toronto	(77.2	78.5	79.6)	78.8
HIGHEST EDUCATION				
High School or Less	(28.7	31.1	33.5)	* 44.6
Some Post-Secondary	(32.8	35.3	37.9)	33.0
University Degree	(31.1	33.6	36.3)	* 22.4

Notes: CM data refer to: lower limit of 95% confidence interval, percentage estimate, and upper limit of 95% confidence interval; * indicates census data is not within the bounds of the CM CI (CM data excludes missing data).
Source: Statistics Canada. [On-line]. Available: <http://www12.statcan.ca/english/census/index.cfm>.

4. Data Weighting and Analysis

4.1 Data Weighting

Because the sample is allocated equally within each of the six regions, weights are required to restore population representation. Users have the option of using one of two weight factors, an expansion weight (**XWGHT**), that represents the total population size (Ontarians aged 18 and over, N= 9,460,369), or a relative weight (**FWGHT**), that represents the number of interviewed respondents. Both weights are a function of the sampling weight and a post stratification adjustment, and both will provide identical (within rounding error) estimates, but will differ in weighted sample size.

Calculation of the 12-month aggregated sampling weight variable consisted of three elements: household (HH), region, and survey wave (month of sampling). Within each wave and region, relative household weight is directly proportional to the number of household residents age 18 and older. Within each cycle, relative region weight is directly proportional to the percentage (P) of all Ontario households located in the region. Finally, cycles are weighted so that each monthly wave makes an equal contribution to the weighted N. At each stage, average weight is equal to 1.

The 12-month aggregated sampling weight variable is a function of the following quantity:

$$\frac{N \text{ adults in HH}}{\text{Mean } N \text{ adults}} \times \frac{P \text{ of HH in region}}{\text{Sample } P \text{ of HH in region}} \times \frac{\text{Total } N}{12 \text{ (monthly } N)}$$

In addition, telephone and other probability surveys typically apply post-strata population adjustments based on census information. Although this procedure does not remove all biases, it does provide a simultaneous adjustment for non-response and non-coverage of households without telephones (Casady & Lepkowski, 1999). Using the 2006 Census (Ontarians aged 18 and over), the post stratification adjustment was based on eight cells representing the age (18-24; 25-44; 45-64; 65+) and gender (male; female) configuration. These adjustments are used in calculating the final weight (**FWGHT or XWGHT**).

Weight variables in the CM data file

XWGHT	Final annualized expansion weight
FWGHT	Final annualized relative weight
HHWGTW1-12	Household weight, wave1-12 (monthly)
RWGTW1-12	Region weight, wave1-12 (monthly)
RHHWTW1-12	Region & household weight, wave1-12 (monthly)
HHWGTALL	Household weight, cumulative
RWGTALL	Region weight, cumulative
RHHWGTALL	Region-household weight, cumulative

Note: Post-adjustment corrections are computed only for aggregated annualized expansion and relative weights.

4.2 Guidelines for Analysis and Release

Sample designs employing complex sampling procedures, such as stratification, weighting and multistage selection, tend to underestimate the variance (or error) of estimates when simple random sampling (SRS) formulas are used. The implication of using SRS formulas on estimates from complex sampling designs is that we are likely to create a narrower confidence interval than truly exists. We will therefore be more likely to find a greater number of statistically significant differences than ought to exist. The design effect or DEFF is a measure that can be used to crudely adjust for this problem. It is essentially the ratio of the variance of an estimate derived from the particular sampling design over the variance of the same estimate of an SRS of the same size. A DEFF of 1.0 indicates that the variance of a given sample design is equivalent to the variance of a SRS. Most complex designs, however, tend to have DEFFs larger than one. The adjustment can also be seen as reducing the size of the sample; thus, if the sample size is 2000, a DEFF of 1.3 would reduce our sample to an equivalent SRS, or effective size, of 1538 (i.e., $2000/1.3$). The use of an average DEFF is a practical, not a formal solution. Formally each estimate has a unique DEFF, but such computations are still cumbersome. See (Kish, 1965) or (Lee, Forthofer, & Lorimor, 1989) for an elaboration of DEFFs.

If the particular research question involves inference to the total population of Ontario adults (e.g., epidemiological estimates of drinking or drug use), the investigator must employ weights. If the research question does not require a probability sample, the requirement of weighting can be relaxed (see (Groves, 1989): 279-294, for a discussion on this matter).

If a probability sample is a necessary component of the analysis, the following **MUST** be applied when using CM data.

1. Standard statistical software packages (e.g., Base SPSS, SAS) DO NOT calculate standard errors appropriately for complex survey designs. Programs such as Stata, SUDAAN, SPSS Complex Sampling, SAS Proc Survey Select or EpiInfo must be used to ensure accurate calculations.

*2. The weight variable -- **FWGHT** or **XWGHT** -- must be used in all analyses.*

The only exception to point 1 is that analyses within the different regions may be done using standard statistical programs (e.g., SPSS, SAS). This is because each stratum closely approximates a simple random sample of that region. Therefore, region-specific descriptive analyses may be performed with standard statistical programs. However, for these analyses, the weight variable **RHHWGTALL** should be used instead of **FWGHT** (note that **RHHWGTALL** does not include post-strata population adjustments). Again, provincial estimates must always be calculated using **FWGHT** or **XWGHT** and the appropriate statistical software (*Stata, SUDAAN, SPSS Complex Sampling, SAS Proc Survey Select, EpiInfo*).

Other design variables necessary for population estimation are:

strata = **region**
psu = **idnum**

3. If you are using the **CAMH Monitor merged file (1996 – 2009)**, the design variables necessary for population estimates are as follows:

strata = **stratam**
 psu = **idseq**
 pweight = **fwght OR xwght**

4. Small estimates (e.g., small percentages) based on a small number of respondents can produce, not only wide confidence intervals, but unstable estimates.

The relative standard error or the coefficient of variation (CV) should be employed to identify unstable estimates (see Table 6). Although individual researchers are responsible for material submitted to scientific journals, estimates intended for any public release by CAMH must meet the CV criteria.

4.3 Reliability and Suppression

There are two aspects to the statistical quality of survey data: precision - typically measured by the 95% confidence interval (CI), and stability - typically measured by the ratio of the standard error to its estimate. Confidence intervals indicate the probable error of a given survey estimate; thus, a $\pm 1.9\%$, 95% CI (based on the total CM sample of 2000 with a percentage estimate of 50%) indicates that with repeated sampling, 95% of the samples would contain the true population estimate. Confidence intervals, however, do not reflect total errors or accuracy, but reflect errors due to the fact that we are surveying only a sample of the total population. Errors as measured by confidence intervals do not include nonsampling errors such as question nonresponse, problems of respondent memory and recall, interviewer effects, sensitivity of questions, underreporting of drug use, and the like. Thus, the reader should always bear in mind that the "precision" of an estimate, as indicated by the confidence interval, is not synonymous with "total accuracy" of an estimate.

The ratio of the standard error to its estimate is a measure especially useful when comparing the precision of different estimates based on different sample sizes and different measures. The criteria for the suppression for CM data are based on the coefficient of variation (CV).

Guidelines for data suppression based on the CV are as follows:

CV range	Estimate stability
0-16.5	Estimate stable
16.6-33.3	Estimate has moderate sampling variability and should be interpreted with caution
33.3+	Estimate unstable and should be suppressed

Table 6. Coefficient of Variation Values by Percentage Estimate and CM 2009 Sample Size

CM 2009 CV TABLE	N	%	0.5	1	1.5	2	2.5	3	3.5	4	5	6	7	8	9	10
Total	2037		31.3	22.1	18	15.5	13.8	12.6	11.6	10.9	9.7	8.8	8.1	7.5	7	6.6
Men	877		47.7	33.6	27.4	23.7	21.1	19.2	17.7	16.6	14.7	13.4	12.3	11.5	10.7	10.1
Women	1160		41.4	29.2	23.8	20.6	18.3	16.7	15.4	14.4	12.8	11.6	10.7	10	9.3	8.8
18-29	198		100.5	70.9	57.7	49.9	44.5	40.5	37.4	34.9	31.1	28.2	26	24.2	22.7	21.4
30-39	289		83.1	58.6	47.8	41.2	36.8	33.5	30.9	28.9	25.7	23.3	21.5	20	18.7	17.7
40-49	426		68.4	48.3	39.3	34	30.3	27.6	25.5	23.8	21.1	19.2	17.7	16.4	15.4	14.6
50-64	608		57.3	40.4	32.9	28.4	25.3	23.1	21.3	19.9	17.7	16.1	14.8	13.8	12.9	12.2
65+	461		65.8	46.4	37.8	32.6	29.1	26.5	24.5	22.8	20.3	18.5	17	15.8	14.8	14
TO	327		78.1	55.1	44.9	38.8	34.6	31.5	29.1	27.1	24.1	21.9	20.2	18.8	17.6	16.5
C South	164		110.5	77.9	63.5	54.8	48.9	44.5	41.1	38.4	34.1	31	28.5	26.6	24.9	23.5
C West	281		84.3	59.5	48.4	41.8	37.3	34	31.4	29.3	26	23.7	21.8	20.3	19	17.9
S West	354		75.1	53	43.1	37.3	33.2	30.3	27.9	26.1	23.2	21.1	19.4	18	16.9	16
C East	266		86.7	61.1	49.8	43	38.4	34.9	32.3	30.1	26.8	24.3	22.4	20.8	19.5	18.4
East	343		76.3	53.8	43.8	37.9	33.8	30.7	28.4	26.5	23.6	21.4	19.7	18.3	17.2	16.2
North	302		81.3	57.4	46.7	40.3	36	32.8	30.3	28.2	25.1	22.8	21	19.5	18.3	17.3
Never married	1310		39	27.5	22.4	19.3	17.3	15.7	14.5	13.5	12	10.9	10.1	9.4	8.8	8.3
Married	390		71.5	50.4	41.1	35.5	31.7	28.8	26.6	24.8	22.1	20.1	18.5	17.2	16.1	15.2
Prev. married	307		80.6	56.9	46.3	40	35.7	32.5	30	28	24.9	22.6	20.8	19.4	18.2	17.1
<High School	266		86.7	61.1	49.8	43	38.4	34.9	32.3	30.1	26.8	24.3	22.4	20.8	19.5	18.4
Completed HS	437		67.6	47.7	38.8	33.5	29.9	27.2	25.1	23.5	20.9	19	17.5	16.2	15.2	14.4
Some post-sec	698		53.4	37.7	30.7	26.5	23.7	21.5	19.9	18.6	16.5	15	13.8	12.8	12	11.4
Univ. Degree	611		57.1	40.3	32.8	28.3	25.3	23	21.3	19.8	17.6	16	14.8	13.7	12.9	12.1
< \$30,000	237		91.8	64.8	52.7	45.6	40.7	37	34.2	31.9	28.4	25.8	23.7	22.1	20.7	19.5
\$30,000-\$49,000	265		86.8	61.2	49.9	43.1	38.4	35	32.3	30.2	26.8	24.4	22.4	20.9	19.6	18.5
\$50,000-\$79,000	370		73.4	51.8	42.2	36.4	32.5	29.6	27.3	25.5	22.7	20.6	19	17.7	16.5	15.6
\$80,000+	596		57.8	40.8	33.2	28.7	25.6	23.3	21.5	20.1	17.9	16.2	14.9	13.9	13	12.3
Not stated	569		59.2	41.7	34	29.4	26.2	23.9	22	20.6	18.3	16.6	15.3	14.2	13.3	12.6

Note: Green (dark shaded) entries represent unstable estimates; Yellow (light shaded) entries represent estimates with moderate sampling variability; Unshaded entries represent estimates with acceptable reliability; CV values ignore design effect.

5. References

- Adamson, S. J., & Sellman, J. D. (2003). A prototype screening instrument for cannabis use disorder: the Cannabis Use Disorders Identification Test (CUDIT) in an alcohol-dependent clinical trial. *Drug and Alcohol Review*, 22(September), 309-315.
- Adlaf, E. M., Begin, P., & Sawka, E. (Eds.). (2005). *Canadian Addiction Survey (CAS): A national survey of Canadians' use of alcohol and other drugs: Prevalence of use and related harms: Detailed report*. Ottawa, Canada: Canadian Centre for Substance Abuse [Available at www.ccsa.ca].
- Adlaf, E. M., & Ialomiteanu, A. (2001a). *The 1999 CAMH Monitor Substance Use and Mental Health Indicators Among Ontario Adults 1977-1999 (CAMH Research Document Series No. 6)*. Toronto: Centre for Addiction and Mental Health.
- Adlaf, E. M., & Ialomiteanu, A. (2001b). *CAMH Monitor eReport: Addiction and Mental Health Indicators Among Ontario Adults 1977-2000 (CAMH Research Document Series No. 10)*. Toronto: Centre for Addiction and Mental Health.
- Adlaf, E. M., & Ialomiteanu, A. (2002a). *CAMH Monitor 2001: Technical Guide (electronic document)* Toronto: Centre for Addiction and Mental Health.
- Adlaf, E. M., & Ialomiteanu, A. (2002b). *CAMH Monitor eReport: Addiction and Mental Health Indicators Among Ontario Adults in 2001, and Changes Since 1977 (CAMH Research Document Series No. 12)* Toronto: Centre for Addiction and Mental Health.
- Adlaf, E. M., & Ialomiteanu, A. (2003). *CAMH Monitor 2002: Technical Guide (electronic document)*. Toronto: Centre for Addiction and Mental Health.
- Adlaf, E. M., Ialomiteanu, A., & Paglia, A. (2000). *1999 CAMH Monitor: Technical Guide (electronic document)*. Toronto: Centre for Addiction and Mental Health.
- Adlaf, E. M., Ialomiteanu, A., & Paglia, A. (2001). *The CAMH Monitor 2000: Technical Guide (electronic document)*. Toronto: Centre for Addiction and Mental Health.
- Adlaf, E. M., Ialomiteanu, A., & Rehm, J. (2008). *CAMH Monitor eReport: Addiction and Mental Health Indicators Among Ontario Adults, 1977-2005 (CAMH Research Document Series No. 24)* Toronto: Centre for Addiction and Mental Health. Available online at: http://www.camh.net/Research/camh_monitor.html.
- Adlaf, E. M., Ivis, F., Bondy, S., Rehm, J., Room, R., & Walsh, G. (1997). *The Ontario Drug Monitor 1996: Technical Guide* (ARF Research Document Series No. No. 132). Toronto: Addiction Research Foundation.
- Adlaf, E. M., Ivis, F., & Ialomiteanu, A. (1998). *Alcohol, tobacco and Cannabis Use Among Ontario Adults in 1997 and Changes Since 1977: Epidemiological Findings from the Ontario Drug Monitor* (CAMH Research Document Series No. 1). Toronto: Centre for Addiction and Mental Health.

- Adlaf, E. M., Ivis, F., Ialomiteanu, A., Walsh, G., & Bondy, S. (1997). *Alcohol, Tobacco and Illicit Drug Use Among Ontario Adults: 1977-1996: The Ontario Drug Monitor, 1996* (ARF Research Document Series No. 135). Toronto: Addiction Research Foundation.
- Adlaf, E. M., Ivis, F. J., Ialomiteanu, A., Bondy, S., Rehm, J., Room, R., et al. (1998). *The Ontario Drug Monitor 1997: Technical Guide* (ARF Research Document Series No. 140). Toronto: Addiction Research Foundation.
- Adlaf, E. M., Ivis, F. J., & Smart, R. G. (1994). *Alcohol and Other Drug Use Among Ontario Adults in 1994 and Changes Since 1977*. Toronto: Addiction Research Foundation.
- Adlaf, E. M., Paglia, A., & Ialomiteanu, A. (1999). *The Ontario Drug Monitor 1998: Alcohol, Tobacco and Illicit Drug Use, 1977-1998* (CAMH Research Document Series No. 4). Toronto: Centre for Addiction and Mental Health.
- Adlaf, E. M., Paglia, A., Ivis, F. J., & Ialomiteanu, A. (1999). *The Ontario Drug Monitor 1998: Technical Guide* (CAMH Research Document Series No. 3). Toronto: Centre for Addiction and Mental Health.
- Adlaf, E. M., & Smart, R. G. (1989). *The Ontario Adult Alcohol and Other Drug Use Survey 1977-1989*. Toronto: Addiction Research Foundation.
- Adlaf, E. M., Smart, R. G., & Canale, M. D. (1991). *Drug Use Among Ontario Adults, 1977-1991*. Toronto: Addiction Research Foundation.
- Anglin, L. (1995). *The Ontario Experience of Alcohol and Tobacco: New Focus on Accessibility, Violence and Mandatory Treatment* (ARF Internal Document No. 122). Toronto: Addiction Research Foundation.
- Ashley, M., Ferrence, R., Room, R., Rankin, J., & Single, E. (1994). Moderate drinking and health: Report of an international symposium. *CMAJ*(151), 809-828.
- Babor, T. F., Higgins-Biddle, J. C., Saunders, J. B., & Monteiro, M. G. (2001). *AUDIT: The Alcohol Use Disorders Identification Test. Guidelines for Use in Primary Care*. Geneva: World Health Organization.
- Bondy, S. (1994). *Attitudes and Experiences with Treatment of Alcohol and Tobacco Problems. A Report of the Ontario Alcohol and Other Drug Opinion Survey, 1993* (ARF Internal Document No. 119). Toronto: Addiction Research Foundation.
- Bondy, S., Rehm, J., Ashley, M., Walsh, G., Single, E., & Room, R. (1999). Low-risk Drinking Guidelines: The Scientific Evidence. *Canadian Journal of Public Health*, 90(4), 264-270.
- Casady, R. J., & Lepkowski, M. (1999). Telephone sampling. In P. S. Levy & S. Lemeshow (Eds.), *Sampling of Population* (pp. 455-479). New York: Wiley.

- Centers for Disease Control and Prevention. (2005). *2004 Behavioral Risk Factor Surveillance System: Summary Data Quality Report*. Atlanta, GA, US: Department of Health and Human Services, Centers for Disease Control and Prevention (CDC).
- Cochran, W. G. (1977). *Sampling Techniques (3rd edition)*. New York: John Wiley.
- Curtin, R., Presser, S., & Singer, E. (2005). Changes in Telephone Survey Nonresponse over the Past Quarter Century. *Public Opinion Quarterly*, 69(1), 87-98.
- English, D. (1995). *The quantification of drug caused morbidity and mortality in Australia 1993*. Canberra: ACT : Dept. of Community Services and Health.
- Ferris, J., Templeton, L., & Wong, S. (1994). *Alcohol, Tobacco and Marijuana: Use, Norms, Problems and Policy Attitudes among Ontario Adults. A Report of the Ontario Alcohol and Other Drug Opinion Survey, 1992 (ARF Internal Document No. 118)*. Toronto: Addiction Research Foundation.
- Goldberg, D. P., & Hillier, V. F. (1979). A scaled version of the General Health Questionnaire. *Psychological Medicine*, 9, 139-145.
- Groves, R. M. (1989). *Survey Errors and Survey Costs*. New York: Wiley.
- Groves, R. M., & Couper, M. P. (1998). *Nonresponse in Household Interview Surveys*. New York: Wiley.
- Harrison, E., Haaga, J., & Richards, T. (1993). Self-reported drug use data: What do they reveal? *American Journal of Drug and Alcohol Abuse*, 19, 423-441.
- Health Canada (2009). *The Canadian Alcohol and Drug Use Monitoring Survey (CADUMS): Summary of Results For 2008*. Available online: http://www.hc-sc.gc.ca/hc-ps/drugs-drogues/stat/_2008/summary-sommaire-eng.php
- Ialomiteanu, A., & Adlaf, E. M. (2004). *CAMH Monitor 2003 : Technical Guide (electronic document)*. Toronto: Centre for Addiction and Mental Health .
- Ialomiteanu, A., & Adlaf, E. M. (2005). *CAMH Monitor 2004 : Technical Guide (electronic document)* Available: http://www.camh.net/Research/camh_monitor.html. Toronto: Centre for Addiction and Mental Health.
- Ialomiteanu, A., & Adlaf, E. M. (2006). *CAMH Monitor 2005 : Technical Guide (electronic document)* Available: http://www.camh.net/Research/camh_monitor.html. Toronto: Centre for Addiction and Mental Health.
- Ialomiteanu, A., & Adlaf, E. M. (2007). *CAMH Monitor 2006 : Technical Guide (electronic document)* Available: http://www.camh.net/Research/camh_monitor.html. Toronto: Centre for Addiction and Mental Health.
- Ialomiteanu, A., & Adlaf, E. M. (2008). *CAMH Monitor 2007 : Technical Guide (electronic document)* Available: http://www.camh.net/Research/camh_monitor.html. Toronto: Centre for Addiction and Mental Health.

- Ialomiteanu, A., & Adlaf, E. M. (2009). *CAMH Monitor 2008 : Technical Guide (electronic document)* Available: http://www.camh.net/Research/camh_monitor.html. Toronto: Centre for Addiction and Mental Health.
- Ialomiteanu, A.R., Adlaf, E.M., Mann, R.E. & Rehm, J. (2009). *CAMH Monitor eReport: Addiction & Mental Health Indicators Among Ontario Adults, 1977-2007* (CAMH Research Document Series No. 25). Toronto: Centre for Addiction and Mental Health. Available: http://www.camh.net/Research/camh_monitor.html
- Ialomiteanu, A., & Bondy, S. (1997). *The Ontario Alcohol and Other Drug Opinion Surveys (OADOS): 1992-1995. User's Guide* (ARF Research Document Series No. No. 133). Toronto: Addiction Research Foundation.
- Kandel, D. (1991). The social demography of drug use. *The Millbank Quarterly*, 69, 356-414.
- Kish, L. (1965). *Survey Sampling*. New York: Wiley & Sons.
- Lee, E. S., Forthofer, R. N., & Lorimor, R. J. (1989). *Analyzing Complex Survey Data*. Newbury Park: Sage Publications.
- Moriarty, D. G., Zack, M. M., & Kobau, R. (2003). The Centers for Disease control and Prevention's Health Days Measures - Population tracking of perceived physical and mental health over time. *Health and Quality of Life Outcomes*, 1(37).
- Ôunpuu, S., Krueger, P., Vermeulen, M., & Chambers, L. (2000). Using the U.S. Behavior Risk Factor Surveillance System's Health Related Quality of Life Survey Tool in a Canadian City. *Canadian Journal of Public Health*, 91(1), 67-72.
- Paglia, A. (1995). *Alcohol, Tobacco and Drugs: Dependence, Problems and Consequences of Use. A Report of the 1994 Ontario Alcohol and Other Drug Opinion Survey* (ARF Internal Document No. 121). Toronto: Addiction Research Foundation.
- Rossi, P. H. (1989). *Down and Out in America: The Origins of Homelessness*. Chicago: University of Chicago Press.
- Saunders, J. B., Aasland, O. G., Babor, T. F., De la Fuente, J. R., & Grant, M. (1993). Development of the Alcohol Use Disorders Identification Test (AUDIT): WHO collaborative project on early detection of persons with harmful alcohol consumption BII. *Addiction*, 88, 791-804.
- Smart, R. G., & Adlaf, E. M. (1982). *Trends in Alcohol and Drug Use Among Ontario Adults: Report of a Household Survey, 1982* (Substudy No. 1234). Toronto: Addiction Research Foundation.
- Smart, R. G., & Adlaf, E. M. (1984). *Alcohol and Drug Use Among Ontario Adults in 1984 and Changes since 1982*. Toronto: Addiction Research Foundation.

- Smart, R. G., & Adlaf, E. M. (1987). *Alcohol and Other Drug Use Among Ontario Adults 1977-1987*. Toronto: Addiction Research Foundation.
- Smart, R. G., & Goodstadt, M. S. (1977). *Alcohol and Drug Use Among Ontario Adults: Report of a Household Survey, 1977* (No. Substudy No. 798). Toronto: Addiction Research Foundation.
- Statistics Canada. (2009). *Residential Telephone Service Survey 2008 (RTSS). Results available at: <http://www.statcan.gc.ca/daily-quotidien/090615/dq090615c-eng.htm>*
- Trewin, D., & Lee, G. (1988). International Comparisons of Telephone Coverage. In R. M. Groves, P. P. Biemer, L. E. Lyberg, J. T. Massy, W. I. Nicholls & J. Waksberg (Eds.), *Telephone Survey Methodology* (pp. 9-24). New York: John Wiley & Sons.
- Trinkoff, A. M., Ritter, C., & Anthony, J. C. (1990). The prevalence and self-reported consequences of cocaine use: An exploratory and descriptive analysis. *Drug & Alcohol Dependence*, 26, 217-225.
- Turner, C., Lessler, J., & Gfroerer, J. (1992). *Survey Measurement of Drug Use: Methodological Studies*. Washington: U.S. Government Printing Office.
- WHO ASSIST Working Group. (2002). Alcohol, smoking and substance involvement screening test (ASSIST): Development, reliability and feasibility. *Addiction*, 97(9), 1183-1194.

Appendix A

Summary of ARF and CAMH Adult Population Surveys

Table A1. ARF/ CAMH - Ontario Adult Population Surveys, 1977-2008

Year	Mode of Interview	Survey Organization	Sample Design	N Date	RR Deff	Source
1977	Face-to-face	Gallup	Modified-probability design: The sample design incorporated stratification by six community size groups, based on the most recent census data: cities of 500,000 population and over; those between 100,000 and 500,000; 30,000 to 100,000; 10,000 to 30,000; 1,000 to 10,000, and rural farm and rural nonfarm areas. The population was arrayed in geographic order by community size within those classifications, by census enumeration areas. Enumeration areas, on the average, contain about 500 to 1,000 people. Up to 105 enumeration areas were selected randomly from this array. Within urban centres, a random block sampling procedure was used to select starting points for interviewers. The interviewer was provided with a map of the enumeration area, showing the location of the starting point and was required to follow a specified route in the selection of households. Within the household, the youngest male, 18 years and over at home at the time of the interview, was surveyed. If there is no male available, or when the male quota was completed, the youngest available female, 18 years and over, was interviewed.	N=1,059 June 16-18	NA	(Smart & Goodstadt, 1977)
1982	Face-to-face	Gallup		N=1,040 Feb. 22-28	NA	(Smart & Adlaf, 1982)
1984	Face-to-face	Gallup		N=1,050 Feb. 27-March 3	NA	(Smart & Adlaf, 1984)
1987	Face-to-face	Gallup		N=1,084 Jan. 8-23	NA	(Smart & Adlaf, 1987)
1989	Face-to-face	Gallup		N=1,101 Feb. 8-11, March 1-4	NA	(Adlaf & Smart, 1989)
1991	Face-to-face	Gallup		N=1,041 Feb 5-15	NA	(Adlaf et al., 1991)
1991	Telephone	ISR	Full-probability RDD: The survey used random-digit-dialling (RDD) techniques through Computer Assisted Telephone Interviewing (CATI) methods. The design employed a two-stage probability random-digit-dialling (RDD) survey. From a sampling frame of all active area codes and exchanges in Ontario provided by the ATT Long Lines Tape, a random sample of telephone numbers was selected with equal probability in the first stage of selection (i.e., households). Within selected households, one respondent was selected according to the most recent birthday of household members. A minimum of 12 call-backs were made to each nonresponding household, and all households who refused to participate were re-contacted in order to maximize participation. Sampling weights were a function of the number of household members.	N=1,047 Feb. 20-March 18	RR=67% Deff=1.14	(Adlaf et al., 1991)
1992	Telephone	ISR		N=1,058 June 14- August 20	RR=63% Deff=1.19	(Ferris et al., 1994; Ialomiteanu & Bondy, 1997)
1993	Telephone	ISR		N=1,034 April 19- May 24	RR=65% Deff=1.10	(S. Bondy, 1994; Ialomiteanu & Bondy, 1997)
1994	Telephone	ISR		N=2,022 Mar. 1- May 5	RR=63% Deff=1.16	(Adlaf et al., 1994; Paglia, 1995)

Year	Mode of Interview	Survey Organization	Sample Design	N Date	RR Deff	Source
1995	Telephone	ISR		N=994 March 28-May 9	RR=62% Deff=1.16	(Anglin, 1995)
1996	Telephone	ISR	<p>CAMH Monitor (CM)</p> <p>Full-probability monthly RDD: The survey used RDD techniques through CATI methods. The design employed a two-stage probability RDD survey stratified by six geographical regions with sample sizes allocated equally. From a sampling frame of all active area codes and exchanges in Ontario provided by the ATT Long Lines Tape, a random sample of telephone numbers was selected with equal probability in the first stage of selection (i.e., households). Within selected households, one respondent was selected according to the most recent birthday of household members. A minimum of 12 call-backs were made to each nonresponding household, and all households who refused to participate were re-contacted in order to maximize participation. Twelve monthly samples were cumulated to provide overall estimates. Sampling weights were a function of the number of household members, regional probabilities and wave.</p>	N=2721 April 8- January 8	RR=64%	(Adlaf, Ivis, Bondy et al., 1997; Adlaf, Ivis, Ialomiteanu et al., 1997)
1997	Telephone	ISR		N=2776 Jan 14 - Dec21	RR=67%	(Adlaf, Ivis, & Ialomiteanu, 1998; Adlaf, Ivis, Ialomiteanu et al., 1998)
1998	Telephone	ISR		N=2509 Jan 21- Dec 20	RR=69%	(Adlaf, Paglia, & Ialomiteanu, 1999; Adlaf, Paglia, Ivis et al., 1999)
1999	Telephone	ISR		N= 2436 January 20 December 21	RR=69%	(Adlaf & Ialomiteanu, 2001a; Adlaf et al., 2000)
2000	Telephone	ISR		N= 2406 January 20 December21	RR=61%	(Adlaf & Ialomiteanu, 2001b; Adlaf et al., 2001)
2001	Telephone	ISR		N= 2627 January 25 December20	RR=61%	(Adlaf & Ialomiteanu, 2002a, 2002b)
2002	Telephone	ISR		N= 2421 Jan 10 – Dec 22	RR=58%	(Adlaf & Ialomiteanu, 2003)
2003	Telephone	ISR		N= 2411 Jan 03 –Dec 30	RR=58%	(Ialomiteanu & Adlaf, 2004)

Year	Mode of Interview	Survey Organization	Sample Design	N Date	RR Deff	Source
2004	Telephone	ISR		N= 2611 Jan 02 - Dec 30	RR=59%	(Ialomiteanu & Adlaf, 2005)
2005	Telephone	ISR		N= 2445 Jan 10 – Dec 22	RR=61%	(Adlaf et al., 2008; Ialomiteanu & Adlaf, 2006)
2006	Telephone	ISR		N= 2016 Jan 03 – Dec 30	RR=61%	(Ialomiteanu & Adlaf, 2007)
2007	Telephone	ISR		N= 2005 Jan 02 – Dec 30	RR=53%	(Ialomiteanu & Adlaf, 2008; Ialomiteanu, Adlaf, Mann & Rehm, 2009)
2008	Telephone	ISR		N= 2024 Jan 04 – Dec 30	RR=55%	(Ialomiteanu & Adlaf, 2009)

Notes: ISR, Institute for Social Research, York University. Design effects were calculated for 15 variables. (The variables were as follows: gender; education; age; marital status; ever smoked cigarettes; number of cigarettes smoked daily; percentage who had a drink in last 12 months; highest number of drinks on one occasion; percent who felt need to reduce drinking; percentage ever using marijuana; percentage purchasing a lottery ticket; percentage agreeing alcohol taxes should be reduced; percentage agreeing that warning labels are effective; percentage using sleeping pills in last 12 months; percentage using cocaine in lifetime) The average design effect was used to downweight the sample size to an effective sample size. For the 1977 to 1989, a DEFF of 1.3 was used for statistical analyses.

Appendix B

Experimental and Special Studies

**The 2009 “Advance Letter”
(sent to respondents one month before the survey)**

CAMH Monitor Randomization Form			
Cycle:	CM-2009	User:	Jurgen Rehm
Panel:	B	Topic:	Use of prescription opioids (pain relievers)
Begin:	July 2009		
End:	Dec 2009		
<p>Description & Purpose: Use of prescription opioids. This special study was an experiment designed to evaluate if question wording has an impact on the reported frequency of use of prescription opioid pain relievers or their reported use for recreational purposes. The sample was divided into 4 random subsamples, and the prescription opioids were described using different wordings. For random1=1, respondents (1/4 of the sample) were asked to report if they used “pain relievers with codeine that are obtained in a pharmacy by prescription OR from a pharmacist, behind the counter”, but not “regular pain relievers”; for random1=2, respondents (1/4 of the sample) were asked to report if they used “pain relievers with codeine that are obtained in a pharmacy by prescription only”, but not “regular pain relievers”; for random1=3, respondents (1/4 of the sample) were asked to report if they used “pain relievers with codeine that are obtained in a pharmacy by prescription OR from a pharmacist, behind the counter”, but not “over-the-counter pain relievers”; for random1=4, respondents (1/4 of the sample) were asked to report if they used “pain relievers with codeine that are obtained in a pharmacy by prescription only”, but not “over-the-counter pain relievers”.</p>			
<p>Qn items: (items pr2 – pr7)</p>			
Qn checked by:	Anca Ialomiteanu	Date:	June 2009
Data file checked by:	Anca Ialomiteanu	Date:	September 2009 March 2009
Data file random variable identifier:	Random1		
Revised variable name (if applicable)	Random variable RANDOM1 was renamed “ RAND109 ” in the merged file (CM 96-09).		

33 Russell Street
Toronto, Ontario
Canada M5S 2S1
Tel.: 416.535.8501

33, rue Russell
Toronto (Ontario)
Canada M5S 2S1
Tel.: 416.535.8501

www.camh.net



«Month», 2009

The «Name1» Household
«Address»
«City» «PROV» «Postal»

We are sending this letter to let you know that in the next few days you will receive a telephone call from the Survey Centre at York University's Institute for Social Research asking you to participate in a research project.

For more than 30 years, the Centre for Addiction and Mental Health (CAMH) has been conducting research on alcohol, tobacco and other drug use and how trends in use and public opinion have changed over time. Should you wish to learn more about the Centre for Addiction and Mental Health (CAMH), please visit the web site: <http://www.camh.net>. If you wish to know more about the survey, please call the Institute for Social Research (toll free) at 1-888-847-0148 or at 416-736-5393, or Anca Ialomiteanu at CAMH at 416-535-8501 ext.6997. If you wish to view survey results, please visit the web site: http://www.camh.net/Research/camh_monitor.html

A PAHO/WHO
Collaborating Centre
Un Centre collaborateur
OPS/OMS

Affiliated with the
University of Toronto
Affilié à l'Université
de Toronto

The information collected in the CAMH Monitor is used to build knowledge about addiction and mental health issues, evaluate health programs, and help create health and social policies in Ontario.

It is only with the assistance of people like you that the research can be successful. Thank you in advance for your time and consideration.

Sincerely,

A handwritten signature in black ink that reads "Jürgen Rehm".

Jürgen Rehm, PhD

*Senior Scientist and Co-Head,
Public Health and Regulatory Policies,
Centre for Addiction and Mental Health,
Professor and Chair, Addiction Policy,
Public Health Sciences &
Professor, Dept. of Psychiatry,
Faculty of Medicine, University of Toronto, Canada
33 Russell Street, Room 2035
Toronto, Ontario M5S 2S1
Tel: 416-535-8501 Ext. 6907
Fax: 416-260-4156
Email: jtrehm@aol.com*

A handwritten signature in black ink that reads "Robert Mann".

Robert Mann, PhD

Senior Scientist, Public Health and Regulatory Policies,
Centre for Addiction and Mental Health,
Director, Collaborative Program in Addiction Studies &
Associate Professor of Public Health Sciences,
University of Toronto, Canada
Theme Coordinator, Societal Issues, AUTO21 Network
of Centres of Excellence
33 Russell Street, Room T416
Toronto, Ontario M5S 2S1
Tel: 416-535-8501 Ext. 4496
Fax: 416-595-6899
Email: robert_mann@camh.net

Appendix C

2009 CAMH Monitor Questionnaire

The 2009 CAMH Monitor: Question Allocation

	Variable Description	Full	Panel A	Panel B
		Items	Items	Items
		Jan - Dec	Jan-June	July-Dec
1	Tobacco Block			
A	Consumption			
	Smoking Status (tc1- tc7)			
tc1	At the present time, do you smoke...?	1		
tc2	Have you smoked 100 cigs?	1		
tc3	Have you ever smoked daily?	1		
tc4	Age of onset	1		
tc5	How long ago you smoked?	1		
tc6	How many cigs smoked daily	1		
tc7	How soon after wake up do you smoke?	1		
	Occasional Smoking (tos1-tos2)			
tos1	How many cigarettes?	1		
tos2	On how many days (last 30d) did you smoke?	1		
	Smoking Cessation (tc8-tc10; tq2)			
tc8	Past 12 month serious attempt? (tc8)	1		
tc9	Intent in 6 months? (tc9)	1		
tc10	Intent in 30 days? (tc10)	1		
tq1	1-800 Quitline	1		
tq2	Quitting contest	1		
	Cigars			
tc11	On how many days (past 30d) did you smoke cigars...?	1		
tc15	How many cigars did you smoke (typical day)?	1		
B	Tobacco Policy (Panel A)			
tp26a	Where do you work?		1	
tp31	Last week, how many days exposed to tobacco at work		1	
tp31ind	Last week, how many days exposed to tobacco smoke INDOORS while you were at work?		1	
tp30	How many people smoke cigarettes, cigars, cigarillos or pipes INSIDE your home every day		1	
tp65	Some people feel that the sale of cigarettes shld be banned...		1	
tp64	Smoking should not be allowed on restaurant or bar patios		1	
tp53	Smoking should not be allowed indoors in multi-unit dwellings		1	
tp67	Smoking should be banned on public sidewalks.		1	
tp68	Smoking should be banned in public parks and on public beaches		1	
tp15	There should be a law that says parents cannot smoke inside their home if children are living there?		1	
tp16	There should be a law that says parents cannot smoke inside car...		1	
tp5	Cigarettes should be sold in plain white packages...		1	
tp69	Smokeless tobacco, ...should not be sold in Ontario		1	
tp39a	The number of outlets that sell cigarettes should be greatly reduced		1	

tp73	Menthol cigarettes are less harmful than regular cigarettes		1	
tp70	Moving cigarette packs out of sight in stores would make it easier for YOU to quit smoking (SMOKERS).		1	
tp35	Tobacco products should be sold in ...		1	
tp1	Taxes on cigarettes increased, decreased, same?		1	
tp46	Tobacco companies are totally responsible ...		1	
	Advertising			
tp74	In the PAST 30 DAYS, did you see adv of tobacco prod..?		1	
	Point of Purchase			
tp62r	In the PAST 30 DAYS, how often have you noticed special price offers for cigarettes inside convenience stores...?		1	
	Impulse purchases - SMOKERS			
tp71r	Past 30d how often have you bought cigarettes because you saw <i>covered shelving</i> .. that store cigarette packs....		1	
tp72ar	When you tried to quit smoking in the past 12 months, seeing <i>covered shelving</i> ever make you want to buy cigarettes?		1	
	Puchasing Profile- SMOKERS only			
tp75a	The last time you bought cigarettes for your own use, what BRAND did you buy?		1	
tp76a	Did you buy these cigarettes in packs, cartons, bags or other		1	
tp76b	About how many (packs/ cartons/ bags) did you buy?		1	
tp77	And about how many cigarettes were in each		1	
tp78	About how much in Canadian dollars, did you pay in total		1	
tp79	And did you buy them from		1	
2	Alcohol			
	Consumption			
ac1	During the past 12 months have you had a drink...?	1		
ac2	Did you EVER have a drink of any alcoholic beverage?	1		
ac5	How often, if ever, did you drink alcoholic beverages during the past 12 months?	1		
ac5a	How often, if ever, did you drink alcoholic beverages during the past 30 days?	1		
ac6a	On those days when you drank, how many drinks did you usually have? (pasat 12 m)	1		
five	About how often in the past 12 m you had 5 or more drinks at the same sitting	1		
five30	About how often in the past 30 days you had 5 or more drinks at the same sitting	1		
four	About how often in the past 12 m you had 4 or more drinks at the same sitting (women only)	1		
ac3	Was there ever a time when you drank 5 or more drinks on one occasion at LEAST ONCE A WEEK	1		
ac6b	What is the largest number of drinks you can recall having on one occasion during the past 12m?	1		
	Past week drinker-wheel (8 items)			
ac10	Over the past 7 days, how many drinks you had each day.	1		

sun -sat	How many drinks did you have on Sun ...Sat	7		
	AUDIT (7 items: aud4-aud0)			
aud4	How often during the past 12 months have you found you were not able to stop drinking once started	1		
aud5	How often in the past 12 m have you failed to do what was expected from you because of drinking	1		
aud6	How often past 12 m have you needed a first drink in the morning...	1		
aud7	How often past 12 m have you had a feeling of guilt or remorse after drinking	1		
aud8	How often past 12 m have you been unable to remember what happened the night before	1		
aud9	Have you or someone else EVER been injured as a result of your drinking?	1		
aud10	Has a relative, friend, doctor EVER been concerned about your drinking or suggested you cut down?	1		
	Alcohol Policy (Panel B)			
(apad1-apad6)	Alcohol Advertising			6
(aldr-aldr8)	Health Care Provider			11
3	Driving			
drive	During the past 12 months, have you driven a car, van,... or any other type of motor vehicle?	1		
dr1,a,b,c,d	How much you drive in a typical WEEK - Km/ miles....	5		
dstr	During the past 12 months, have you driven a car , van, etc...in a <i>street race</i> ?	1		
	Drinking & driving (past 12m)			
dd1	During the past 12 m, have you driven a motor vehicle after having 2 or more drinks in the previous hour	1		
dd2	How many times in THE PAST 30 DAYS?	1		
	Passenger with impaired driver			
adr	In the past 12 m, have you been a passenger in a car driven by smn who had 2 or more drinks previous hr...	1		
cdr	In the past 12 m, have you been a passenger in a car driven by smn who smoked cannabis previous 2 hrs	1		
acdr	In the past 12 m, have you been a passenger in a car driven by smn who had BOTH alcohol and cannabis previous 2 hrs	1		
4	Road Rage			
rr1	In the past 12 m, how many times has smn in another vehicle shouted, cursed, made rude gestures at you	1		
rr2	In the past 12 m, how many times has smn in another vehicle threatened to hurt you or others with you	1		
rr3	In the past 12 m, how many times has smn in another vehicle intentionally damaged the vehicle you're in	1		
rr4	In the past 12 m, how many times has smn in another vehicle intentionally hurt or threatened to hurt you	1		
rr5	In the past 12 m, how many times you shouted,	1		

	cursed, made rude gestures at a driver or passenger...			
rr6	How many times have you threatened to hurt a driver or passenger in another vehicle, or threatened to damage their vehicle?	1		
rr7	How many times have you intentionally damaged or attempted to damage another driver's vehicle?	1		
rr8	How many times have you intentionally hurt or attempted to hurt a driver or passenger in another vehicle			
5	Cannabis			
	Risk Perception			
crisk1	Risk when they smoke marijuana once a month?	1		
crisk2	Risk when they smoke marijuana once or twice a week?	1		
crisk3	Risk when driving after marijuana	1		
	Cannabis use			
cn1	Cannabis lifetime use	1		
cn2	Cannabis last 12 months	1		
	Cannabis Use & Driving			
cdr1	Driving after cannabis use (past 12 months)	1		
cdr2	Number of times (past 30 d)	1		
6	Dependence/Problems			
can3m/cud1	Use past3 m	1		
cn30	Use past 30 d	1		
	CUDIT (+ASSIST)	12		
cud2	Nr. hrs intoxicated typical day			
cud3	Intoxicated more than 6 hrs (past 3m)			
cud4	Not able to stop			
cnas1	Strong desire to use			
cnas2	Use led to health, social, legal probl			
cnas3/cud5	Failed to do what was normally expected			
cud6	Needed to use cannabis in the morning			
cud7	Feeling of guilt			
cud8	Problems with memory			
cnas4/cud10	Someone expressed concern			
cnas5	Tried and failed to cut down or stop using			
cud9	Someone been injured			
7	General Health			
gh1	General health good, ...?	1		
hs1a	Mental health good,...?	1		
gh2r	Nr. days, past 30 days,physical health not good (Panel B)			1
gh3r	Nr. days, past 30 days, mental health not good			1
gh4	Nr. days, past 30 days, mental health kept from doing...			1
8	GHQ-12	12		
gg1	Able to concentrate			
gg2	Played useful part in things			

gg3	Felt capable of making decisions			
gg4	Able to enjoy day-to-day activities			
gg5	Able to face up to problems			
gg6	Felt reasonable happy			
gg7	Lost sleep because of worry			
gg8	Felt constantly under strain			
gg9	Felt you could not overcome your difficulties			
gg10	Felt unhappy and depressed			
gg11	Lost confidence in yourself			
gg12	Thought of yourself as worthless person			
9	Psychotherapeutics			
ps1-ps16	Past 12 mth anxiety/depression/sleeping pills	3		
ps3-ps17	Past 7 days anxiety/depression/sleeping pills	3		
10	Safe Injection Sites (Panel A)			
sif1-sif5	Injection sites		5	
scf1-scf5	Consumption sites		5	
11	Opioid Pain Relievers			
pr2-pr3f	Use; Source			9
pr8-pr9b	Oxycontin			3
12	Demographics	24		
age1/birth	Age			
rgend	Gender			
d2	Highest level of education			
sd3-4	Religion			
sd5	Married/widowed/divorced ...			
sd5a	Household, number of people			
sd6-sd6b	Present/past work			
sd7	Main occupation			
sd7b	Valid driver's licence			
sd8	Language spoken at home			
sd9a-sd9c	Ethnic/cultural group			
sd10	Household income			
sd16r	Internet use			
sd8a	Immigrant - what country			
sd8b	Immigrant –year when did come to Canada			
pcode	Postal code			
ISR1-ISR3	Separate telephone numbers/ household			
	Use internet/online services			
county	County			
re1-re4	Respondent Evaluations			
	Total (Unique items)	125	39	32
	TOTAL Items	196	39	32

=====
Ontario CAMH MONITOR 2009 - PANEL A+B

January – December 2009
=====

RANDOM NUMBERS USED- July-Dec

RANDOM1 value 1-4 used for items "Int_pr" and "pr2"

```
>gend< [return][open cb][allow 1][loc 45/1]
  [setkey <esc> to <skcb>]
  [setkey <f7> to <j>]
  [define <d><8>][define <r><9>]
```

[yellow] INTERVIEWER: Enter respondent's gender please
[white]

1 Male
5 Female

d Don't know
@

[@] <1,5,d>
[store gend in RGENDER]

```
>ssss< [if BTIM is <>][settime BTIM][endif]
  [open cb]
```

```
>quex_wins< [window 2 background black] [# command
window]
  [window 3 background blue] [# entry window]
```

```
  [window 4 start row 7 column 36]-----+
  [window 4 size 17 rows 38 columns] | "pop up" help
window
  [window 4 border] |
  [window 4 reference] |
  [window 4 background yellow]-----+
```

[# ===== TOBACCO CONSUMPTION =====]

```
>tc1< [# ask all][define <d><8>][define <r><9>]
```

[r] First, I'd like to begin with some questions about cigarette smoking. [n]

[r] At the present time do you smoke cigarettes daily, occasionally, or [n]
[r] not at all? [n]

1 Daily
3 Occasionally
5 Not at all

d Don't Know r Refused
@

[@] <1> [goto tc4]
<3,5,d,r>

>tc2<

[r] Have you smoked at least 100 cigarettes in your life?
[n]

[yellow]
Interviewer, if necessary: "100 cigarettes is about 5 packs."
[white]

1 Yes
5 No

d Don't Know r Refused
@

[@] <1>
<5,d,r> [goto SMOKE_FLAG]

>tc3<

[r] Have you ever smoked cigarettes daily?
[n]

1 Yes
5 No

d Don't Know r Refused
@

[@] <1>
<5,d,r> [goto tc5]

```
>tc4< [# ask daily smokers only]
  [define <d><98>][define <r><99>]
```

[r] How old were you when you first started smoking daily?
[n]

5-70 Enter age

71 71 or older

d Don't Know r Refused
@

[@] <5-71,d,r>

```
>tc5< [if tc1 eq <1>][goto tc6][endif]
  [define <d><8>][define <r><9>]
```

[r] How long ago was it that you last smoked: was it less than one week ago, [n]

[r] less than one month, 1 to 6 months, 7 to 11 months, 1 to 5 years, or more [n]

[r] than 5 years ago? [n]

[yellow]
INTERVIEWER: If respondent gives AGE, ask how many YEARS AGO that was.
[white]

0 Less than one week
1 more than one week but less than a month
2 1 to 6 months
3 7 to 11 months
4 1 to 5 years

5 more than 5 years

d Don't Know r Refused
@

[@] <0,1>
<2-5,d,r> [goto SMOKE_FLAG]

>tc6< [if tc1 ge <5>][goto SMOKE_FLAG][endif]
[if tc1 ge <3>][goto tc7][endif]
[define <d><98>] [define <r><99>]

[r] How many cigarettes do you usually smoke each day?

[bold][yellow]
INTERVIEWER: 1 large pack = 25 cigarettes; 1 small pack = 20 cigarettes
[n][white]

0 Less than one a day

1-97 Enter number of cigarettes

d Don't Know r Refused
@

[@] <0-97,d,r>

>tc7< [if tc1 eq <3>][goto tos1][endif]
[define <d><8>][define <r><9>]

[r] How soon after you wake up do you usually smoke your first cigarette: within[n]
[r] 5 minutes, from 6 to 30 minutes, from 31 to 60 minutes, or after 60 minutes?[n]

1 within 5 minutes
3 6 to 30 minutes
5 31 to 60 minutes
7 after 60 minutes

d don't know r refused
@

[@] <1,3,5,7,d,r>

[#=== OCCASIONAL SMOKING: tos1; tos2 =====]

[#NEW in 2005, used in CCHS]

>tos1< [#new in 2005]
[if tc1 ne <3> goto tc8][#ask only occasional smokers,if tc1 eq <3>]
[define <d><98>][define <r><99>]

[r] On those days that you do smoke, about how many cigarettes do you [n]
[r] usually have? [n]

0-60 enter number

d don't know r refused
@

[@] <0-60,d,r>

>tos2< [#new in 2005]

[r] On how many of the last 30 days did you smoke one or more cigarettes? [n]

0 none

1-30 enter number

d don't know r refused
@

[@] <0,d,r>
<1-30>

>tc8< [define <d><98>][define <r><99>] [# ask all current smokers]

[r] In the past 12 months, how many times have you made a serious attempt to [n]
[r] quit smoking cigarettes? [n]

[bold][yellow]
IF NECESSARY: A serious attempt would mean you quit smoking for at least 24 hours.
[n][white]

0 No attempts

1-96 Enter exact number
97 97 or more

d Don't Know r Refused
@

[@] <0-97,d,r>

>tc9< [define <d><8>] [define <r><9>]

[r] Are you intending to quit smoking in the next SIX MONTHS?
[n]

[bold][yellow]
INTERVIEWER: "Yes we mean quitting altogether"
[n][white]

1 yes
5 no

d Don't Know r Refused
@

[@] <1>
<5,d,r> [goto tc11]

>tc10<

[r] Are you intending to quit in the next THIRTY DAYS?
[n]

1 yes

```

5 no

d Don't Know    r Refused
@

[ @ ] <1,5,d,r>

[# ===== CIGARS =====]

>tc11< [define <d><98>][define <r><99>] [#ask all] [#started in
98]

[r] On how many of the last 30 days did you smoke one or more
cigars or      [n]
[r] cigarillos?                                [n]

    0 none

    1-30 enter number

    d don't know    r refused
    @

[ @ ] <0,d,r> [goto SMOKE_FLAG]
<1-30>

>tc15< [#started in 98]

[r] On those days that you smoked cigars or cigarillos, how many
did you      [n]
[r] typically smoke?                                [n]

    0-30 enter number

    d don't know    r refused
    @

[ @ ] <0-30,d,r>

>SMOKE_FLAG< [allow 1][store <0> in SMOKE_FLAG]
    [if tc1 is <1>][store <1> in SMOKE_FLAG][endif]
    [if tc1 is <3> and tc2 is <1>]
    [store <1> in SMOKE_FLAG]
    [endif]

[#===SMOKING CESSATION =====]
[# Asking total sample]

>int_tq<

[r] Many communities offer help to smokers who want to quit.
Please tell me if, [n]
[r] in the past 30 days, you have seen or heard of any of the
following:      [n]

    Press "Enter" to continue @

[ @ ][nodata]

```

```

>tq1< [define <d><8>] [define <r><9>]
[# item tq1 deleted in 2008, brought back in 2009]

[r] What about a "1-800 Quitline"?                                [n]

[bold][yellow]
INTERVIEWER: 1 800 Quitline is a free telephone helpline
available
    province-wide, designed to help smokers who want to quit by
    providing
    information, support and referral. It is run by the Canadian
    Cancer
    Society, Ontario Division.
[n][white]

    1 yes
    5 no

    d don't know    r refused
    @

[ @ ] <1,5,d,r>

>tq2<

[r] What about a "Quit Smoking " contest?
[n]

[bold][cyan]
In the past 30 days, have you seen or heard of this?
[n][white]

    1 yes
    5 no

    d don't know    r refused

    @

[ @ ] <1,5,d,r>

>end_tq<

[#===== TOBACCO POLICY- Panel A only =====]

[# === WORKPLACE SMOKING =====]
[#ASK ALL]

>tp26a< [define <d><8>][define <r><9>]

[r] The next questions are about smoking in the workplace.
[n]

[r] First, where do you work? Do you work...
[n]

    1 mainly at home
    2 mainly indoors other than your home
    3 mainly outdoors

    0 do not work

    d Don't Know    r Refused

```

@

[@] <2,3>
<0,1,d,r> [goto tp30]

[# ===== ETS EXPOSURE =====]

>tp31< [define <d><98>][define <r><99>]

[r] In the last week, how many days were you exposed to other people's tobacco [n]
[r] smoke while you were at work? By exposed, I mean spending at least 5 minutes [n]
[r] in an area where someone is smoking?
[n]

[bold][yellow]
INTERVIEWER if asked note: this includes vehicles, cafeterias and other common areas, including tobacco smoke breathed outside.
[n][white]

0 no days

1-7 enter number of days

97 do not work outside the home
d Don't Know r Refused
@

[@] <1-7>
<0,d,r> [goto tp30]

>tp31ind< [# ASK IF 1-7 to previous item]
[define <d><98>][define <r><99>]

[r] In the last week, how many days were you exposed to other people's tobacco [n]
[r] smoke INDOORS while you were at work? By exposed, I mean spending at least [n]
[r] 5 minutes in an area where someone is smoking?
[n]

[bold][yellow]
Interviewer if asked: this includes vehicles, cafeterias and other common INDOORS areas.
[n][white]

0 no days

1-7 enter number of days

97 do not work outside the home
d Don't Know r Refused
@

[@] <0,1-7,97,d,r>

>tp30< [#ASK ALL] [define <d><98>][define <r><99>]

[r] Including yourself, how many people smoke cigarettes, cigars, cigarillos or [n]

[r] pipes INSIDE your home every day or almost every day?
[n]

[bold][yellow]
INTERVIEWER: if necessary, this does not include garages, balconies, porches etc.
[n][white]

0 no one smokes any tobacco inside the home

1-20 (Enter number of people)

d Don't Know r Refused
@

[@] <1-20,0,d,r>

>tp65< [#ASK ALL] [#new in 2006][define <d><8>][define <r><9>] [#revised 2008]

[r] Some people feel that the sale of cigarettes should be banned while others [n]
[r] think they should continue to be sold. Do you think the SALE OF CIGARETTES [n]
[r] should be stopped as soon as possible, phased out over five to ten years, [n]
[r] or cigarettes should continue to be sold?
[n]

1 Stopped as soon as possible
3 Phased out over five to ten years
5 Cigarettes should continue to be sold

d Don't Know r Refused
@

[@] <1,3,5,d,r>

>tp64< [#ASK ALL] [#new in 2005]

[r] Do you strongly agree, somewhat agree, somewhat disagree or strongly disagree [n]
[r] disagree with the following statements.
[n]

[r] The first one is: [n]
[r] Smoking should not be allowed on restaurant or bar patios:
[n]

[bold][cyan]
Do you strongly agree, somewhat agree, somewhat disagree or strongly disagree?
[n][white]

1 strongly agree
3 somewhat agree
5 somewhat disagree
7 strongly disagree

d Don't Know r Refused
@

[@] <1,3,5,7,d,r>

>tp53< [#ASK ALL] [#new in 2005]

[r] Smoking should not be allowed indoors in multi-unit dwellings with shared [n]

[r] ventilation, such as apartment buildings, rooming houses and retirement homes.[n] [n]

[bold][cyan]

Do you strongly agree, somewhat agree, somewhat disagree or strongly disagree?

[n][white]

- 1 strongly agree
- 3 somewhat agree
- 5 somewhat disagree
- 7 strongly disagree

d Don't Know r Refused
@

[@] <1,3,5,7,d,r>

>tp67< [#ASK ALL] [#new in 2007]

[r] Smoking should be banned on public sidewalks. [n]

[bold][cyan]

Do you strongly agree, somewhat agree, somewhat disagree or strongly disagree?

[n][white]

- 1 strongly agree
- 3 somewhat agree
- 5 somewhat disagree
- 7 strongly disagree

d Don't Know r Refused
@

[@] <1,3,5,7,d,r>

>tp68< [#ASK ALL] [#new in 2007]

[r] Smoking should be banned in public parks and on public beaches. [n]

[bold][cyan]

Do you strongly agree, somewhat agree, somewhat disagree or strongly disagree?

[n][white]

- 1 strongly agree
- 3 somewhat agree
- 5 somewhat disagree
- 7 strongly disagree

d Don't Know r Refused
@

[@] <1,3,5,7,d,r>

>tp15< [#ASK ALL]

[r] There should be a law that says parents cannot smoke inside their home [n]

[r] if children are living there? [n]

[bold][cyan]

Do you strongly agree, somewhat agree, somewhat disagree or strongly disagree?

[n][white]

- 1 strongly agree
- 3 somewhat agree
- 5 somewhat disagree
- 7 strongly disagree

d Don't Know r Refused
@

[@] <1,3,5,7,d,r>

>tp16< [#ASK ALL]

[r] There should be a law that says parents cannot smoke inside their car if [n]

[r] children are present? [n]

[bold][cyan]

Do you strongly agree, somewhat agree, somewhat disagree or strongly disagree?

[n][white]

- 1 strongly agree
- 3 somewhat agree
- 5 somewhat disagree
- 7 strongly disagree

d Don't Know r Refused
@

[@] <1,3,5,7,d,r>

>tp5< [#ASK ALL]

[r] Cigarettes should be sold in plain white packages that show only health [n]

[r] warnings, ingredients and brand name as a way of discouraging smoking among [n]

[r] youth and children? [n]

[bold][cyan]

Do you strongly agree, somewhat agree, somewhat disagree or strongly disagree?

[n][white]

- 1 strongly agree
- 3 somewhat agree
- 5 somewhat disagree
- 7 strongly disagree

d don't know r refused

@

[@] <1,3,5,7,d,r>

>tp39a< [#ASK ALL]

[r] The number of retail outlets that sell cigarettes should be greatly reduced.[n]

[bold][cyan]

Do you strongly agree, somewhat agree, somewhat disagree or strongly disagree?

[n][white]

- 1 strongly agree
- 3 somewhat agree
- 5 somewhat disagree
- 7 strongly disagree

d Don't Know r Refused
@

[@] <1,3,5,7,d,r>

>tp73< [#ASK ALL,New in 2008]

[r] Menthol cigarettes are less harmful than regular cigarettes. [n]

[bold][cyan]

Do you strongly agree, somewhat agree, somewhat disagree or strongly disagree?

[n][white]

- 1 strongly agree
- 3 somewhat agree
- 5 somewhat disagree
- 7 strongly disagree

d don't know r refused
@

[@] <1,3,5,7,d,r>

>tp70< [#New in 2008] [# ASK CURRENT SMOKERS only] [if SMOKE_FLAG ne <1>][goto tp35][endif]

[r] Moving cigarette packs out of sight in stores will make it easier for YOU [n]
[r] to quit smoking. [n]

[bold][cyan]

Do you strongly agree, somewhat agree, somewhat disagree or strongly disagree?

[n][white]

- 1 strongly agree
- 3 somewhat agree
- 5 somewhat disagree
- 7 strongly disagree

d don't know r refused
@

[@] <1,3,5,7,d,r>

>tp35< [#ASK ALL]

[r] Which of the following comes closest to your view of how we should treat [n]
[r] tobacco products in Ontario: [n]

[r] 1) tobacco products should be sold in a number of different places, AS [n]

[r] THEY ARE NOW; [n]

[r] 2) tobacco products should be sold in government-owned stores similar to [n]

[r] the way alcohol is sold in LCBO stores; or [n]

[r] 3) tobacco products should not be sold at all? [n]

1-3 enter choice

d Don't Know r Refused
@

[@] <1,2,3,d,r>

>tp1< [# ASK ALL] [#brought back in 2009]

[r] Do you think that taxes on cigarettes should be increased, decreased, or [n]
[r] remain the same? [n]

- 1 increased
- 3 decreased
- 5 remain the same

d Don't Know r Refused
@

[@] <1,3,5,d,r>

>tp46<

[r] When it comes to health problems smokers have because of their smoking, [n]
[r] Would you say that tobacco companies are totally responsible, mostly [n]
[r] responsible, somewhat responsible, or not at all responsible for smokers' [n]
[r] health problems? [n]

- 1 totally responsible
- 3 mostly responsible
- 5 somewhat responsible
- 7 not at all responsible

d don't know r refused
@

[@] <1,3,5,7,d,r>

[#==== TOBACCO ADVERTISING (new 2008) =====]

>tp74< [#new in 2008] [# ASK ALL]

```

[r] The next question is about tobacco advertising .
  [n]

[r] In the PAST 30 DAYS, did you see ANY ADVERTISING OF
TOBACCO PRODUCTS such as[n]
[r] anything seen on billboards, on the internet, in a newspaper or
magazine,  [n]
[r] or posted in bars or stores?                [n]

[r] Would you say: never, rarely, sometimes, often, or always?
  [n]

  1 never,
  2 rarely
  3 sometimes
  4 often
  5 always

  d don't know   r refused
  @

[@] <1-5,d,r>

[#===== POINT of PURCHASE =====]
[# used in the ITCPS - International Tobacco Control Policy
Survey]

>int_pp<  [#ask all]

[r] The next question is about tobacco products in convenience
stores,  [n]
[r] corner stores and gas stations.                [n]

  Press "Enter" to continue @

[@][nodata]

>tp62r< [#new in 2005] [#revised in 2009]

[r] In the PAST 30 DAYS, how often, if EVER, have you noticed
special price  [n]
[r] offers for cigarettes INSIDE convenience stores, corner stores,
or gas stations?[n]

[bold][cyan]
  Would you say: never, rarely, sometimes, often, or always?
[n][white]

  1 never,
  2 rarely
  3 sometimes
  4 often
  5 always

  7 have not been inside a convenience store, corner store or
gas
  station in the past 30 days

  d don't know   r refused
  @

[@] <1-5,7,d,r>

```

```

>end_tp62r< [if SMOKE_FLAG eq <1>]
  [goto int_ip][#current smokers go to tp71 impulse
purchases]
  [else]
  [goto ck_tp72]
  [endif]

# ===== IMPULSE PURCHASES (new 2008) =====]

>int_ip<

[r] The next questions are about shopping at grocery stores,
supermarkets,  [n]
[r] convenience stores, or gas stations.                [n]

  Press "Enter" to continue @

[@][nodata]

>tp71r< [#new in 2008] [#revised in 2009] [#ASK CURRENT
SMOKERS only]

[r] In the PAST 30 DAYS, when shopping for something other
than cigarettes,  [n]
[r] how often have you bought cigarettes BECAUSE you saw
covered shelving or  [n]
[r] cabinets that store cigarette packs?                [n]

[r] Would you say: never, sometimes, most of the time, or always?
  [n]

  1 never
  2 sometimes
  3 most of the time
  4 always

  d don't know   r refused
  @

[@] <1-4,d,r>

>ck_tp72< [if tc8 ge <1> and tc8 le <97>]
  [goto tp72ar]
  [endif]

  [if tc1 eq <5>]
  [if tc5 ge <0> and tc5 le <3>]
  [goto tp72ar][#FORMER SMOKERS who quit in the
past 11 months (if tc1 =5 AND tc5 eq 0-3) go to tp72a]
  [endif][endif]
  [goto ck_tp75]

>tp72ar< [#new in 2008] [#revised in 2009]

[# ASK CURRENT SMOKERS who had made a quit attempt in
the past 12 months AND FORMER SMOKERS who quit in the
past 11 months] [#if tc8 eq 1-96 OR (if tc1 =5 AND tc5 eq 0-3)]

[r] When you tried to quit smoking in the past 12 months, did
seeing  [n]
[r] covered shelving or cabinets that store cigarette packs
  [n]

```

```
[r] in stores ever make you want to buy cigarettes?
[n]

1 yes
5 no

d Don't Know    r Refused
@

[@] <1>
<5,d,r> [goto ck_tp75]
```

```
[# ===== PURCHASING PROFILE (new 2008) =====]
```

```
>ck_tp75< [if SMOKE_FLAG eq <1>]
    [goto int_prof][# ASK CURRENT SMOKERS only]
    [else]
    [goto END_TOBACCO]
    [endif]
```

```
>int_prof<
```

```
[r] Now I would like to ask you some questions about the last
time you bought [n]
[r] cigarettes for your own use. [n]
```

```
Press "Enter" to continue @
```

```
[@][nodata]
```

```
>tp75a< [#new in 2008][#CURRENT SMOKERS only][define
<d><98>][define <r><99>][define <s><0>]
[r] The last time you bought cigarettes for your own use, what
BRAND did you buy?[n]
```

```
[bold][yellow]
```

```
Interviewer: DO NOT READ, code one brand only.
```

```
[n][white]
```

- | | | |
|--|------------------|----------------------------------|
| 1 All Natural Native | 12 DisCOUNT | 23 Medallion |
| 2 Avanti du Maurier | 13 DK'S | 24 Native |
| 3 Belmont | 14 du Maurier | 25 No name brand (from reserves) |
| 4 Belvedere | 15 Export "A" | 26 Number 7 |
| 5 Benson & Hedges | 16 Gold(en) Leaf | 27 Peter Jackson |
| 6 Camel | 17 JPS | 28 Player's |
| 7 Canadian Classics | 18 Kool | 29 Putter's |
| 8 Canadian Original | 19 Macdonald | 30 Rollies (from reserves) |
| 9 Canadian Light | 20 Mark Ten | 31 Rothmans |
| 10 Chief's | 21 Matinee | 32 Sago |
| 11 Craven "A" | 22 Maximum | 33 Smoking |
| | 34 Smugglers | |
| 90 roll-your-own/loose leaf, any brand | | |

```
s Other Specify,    d Don't know    r Refused
@
```

```
[@] <1-34,90,d,r>
<s>[specify]
```

```
>tp76a< [define <d><8>][define <r><9>][define <s><0>]
```

```
[r] Did you buy these cigarettes in packs, cartons, bags or some
other way? [n]
```

- 1 Packs
- 3 Cartons
- 5 Bags

```
s Other Specify
d Don't Know    r Refused
@
```

```
[@] <1,3,5,d,r>
<s>[specify]
```

```
>tp76b< [define <d><98>][define <r><99>]
```

```
[r] About how many (packs/ cartons/ bags) did you buy?
[n]
```

```
1-96 enter #
```

```
d Don't Know    r Refused
@
```

```
[@] <1-96,d,r>
```

```
>tp77< [define <d><998>][define <r><999>]
```

```
[r] And about how many cigarettes were in each (Pack/Carton
/Bag)? [n]
```

```
1-996 enter #
```

```
d Don't Know    r Refused
@
```

```
[@] <1-996,d,r>
```

```
>number< [allow 4]
[if tp76b ge <1> and tp76b le <96>]
[store tp76b in number]
[endif]
```

```
>pack< [allow 10]
[if tp76a eq <1>]
    [store <packs> in pack]
[endif]
[if tp76a eq <3>]
    [store <cartons> in pack]
[endif]
[if tp76a eq <5>]
    [store <bags> in pack]
[endif]
```

```
>text< [allow 40]
[store <these cigarettes> in text]
[if tp76b ge <1> and tp76b le <96>]
    [if tp76a eq <1> or tp76a eq <3> or tp76a eq <5>]
```

```

    [make text from number <> pack]
  [endif]
[endif]

>tp78<

[r] When you bought the [fill text], [n]
[r] about how much in Canadian dollars, did you pay in total?
  [n]

    1-996 enter $

    d Don't Know    r Refused
    @

[@] <1-996.00,d,r>

>tp79< [define <d><8>][define <r><9>][define <s><0>]

[r] And did you buy them:                [n]

[bold][yellow]
INTERVIEWER: PLEASE READ the list, CODE ONE
OPTION ONLY.
[n][white]

    1 at a convenience store or small grocery store
    2 at a supermarket
    3 at a gas station
    4 at a discount store, such as Costco
    5 on a First Nations reserve
    6 out of a person's home or vehicle, or from someone on the
street

    s Other Specify
    d Don't Know    r Refused
    @

[@] <1-6,d,r>
  <s>[specify]

>END_TOBACCO<

[# ===== ALCOHOL CONSUMPTION =====]

>int1<

[r] Now I would like to ask you some questions about drinking
alcohol.                [n]

[r] In these questions, when we use the word "drink" it means one
341 ml (12 ounce)[n]
[r] bottle of beer or glass of draft, one 142 ml (5 ounce) glass of
wine, or one [n]
[r] straight or mixed drink with one ounce and a half (43 ml) of
hard liquor. [n]

    Press Enter to continue @

[@] [nodata]

```

```

>ac1<

[r] During the past 12 months have you had a drink of any
alcoholic beverage? [n]

[bold][yellow]
INTERVIEWER: Include light beer, but do NOT include fully
dealcoholized beer.
[n][white]

    1 Yes
    5 No

    d Don't Know    r Refused
    @

[@] <1> [goto ac5]
  <5,d,r>

>ac2< [#asking non-current drinkers]

[r] Did you EVER have a drink of any alcoholic beverage?
  [n]

    1 Yes
    5 No

    @

[@] <1> [goto ac3]
  <5> [goto chek][#never drinkers skip out here]

>ac5< [#asking current drinkers] [define <d><98>][define
<r><99>]

[r] How often, if ever, did you drink alcoholic beverages during
the PAST TWELVE[n]
[r] MONTHS: would you say MORE than once a day, about
every day, four to five [n]
[r] times a week, two to three times a week, once a week, two to
three times a [n]
[r] month, once a month, or less than once a month?
  [n]

[bold][yellow] INTERVIEWER: This means any type of alcohol.
[n][white]

    1 More than once a day
    2 About every day (includes SIX times a week)

    3 4 to 5 times a week
    4 2 to 3 times a week
    5 Once a week
    6 2 to 3 times a month
    7 Once a month
    8 Less than once a month

    d Don't Know    r Refused
    @

[@] <1-8,d,r>

>ac5a< [#all current drinkers]

```

[r] How often, if at all, did you drink alcoholic beverages during the PAST 30 [n]
[r] DAYS: would you say MORE than once a day, about every day, four to five [n]
[r] times a week, two to three times a week, once a week, two to three times [n]
[r] in the past month, once in the past month, or never in the past month? [n]

[bold][yellow]

INTERVIEWER: This means any type of alcohol.
[n][white]

- 1 More than once a day
- 2 About every day (includes SIX times a week)
- 3 4 to 5 times a week
- 4 2 to 3 times a week
- 5 Once a week
- 6 2 to 3 times in the past month
- 7 Once in the past month
- 8 Never in the past month

d Don't Know r Refused
@

[@] <1-8,d,r>

>ac6a<

[r] During the past 12 months, on those days when you drank, how many drinks did[n]
[r] you usually have? [n]

[bold][yellow]

INTERVIEWER: "drink" means one 341 ml (12 ounce) bottle of beer or glass of draft, one 142 ml (5 ounce) glass of wine, or one straight or mixed drink with one ounce and a half (43 ml) of hard liquor. Include light beer, but do NOT include fully dealcoholized beer.
[n][white]

1-96 Enter number of drinks

97 97 or more

d Don't Know r Refused
@

[@] <1-97,d,r>

>five< [#asking current drinkers] [define <d><98>][define <r><99>]

[r] About how often DURING THE PAST TWELVE MONTHS would you say you had five or [n]
[r] more drinks at the same sitting or occasion: would you say every day, about[n]
[r] every day, 3 or 4 times a week, once or twice a week, 2 or 3 times a month, [n]
[r] about once a month, 6 to 11 times a year, 1 to 5 times a year, or never in [n]
[r] the past year? [n]

1 Every day

- 2 About every day
- 3 3 or 4 times a week
- 4 Once or twice a week
- 5 2 or 3 times a month
- 6 About once a month
- 7 6 to 11 times a year
- 8 1 to 5 times a year
- 9 Never in the past year

d Don't Know r Refused
@

[@] <1-8>

<9,d,r> [goto four][#changed Jan 08]

>five30< [# ask if five eq 1 - 8]

[r] Now what about the PAST 30 DAYS, on about how many of these days did you [n]
[r] have five or more drinks on the same occasion?
[n]

0-30 Enter number of days

d Don't Know r Refused
@

[@] <1-30,0,d,r>

>four< [#NEW in 2005][#asking ONLY WOMEN current drinkers]
[if gend eq <1> goto ac3]
[define <d><98>][define <r><99>]

[r] About how often DURING THE PAST TWELVE MONTHS would you say you had FOUR or [n]
[r] more drinks at the same sitting or occasion: would you say every day, about[n]
[r] every day, 3 or 4 times a week, once or twice a week, 2 or 3 times a month, [n]
[r] about once a month, 6 to 11 times a year, 1 to 5 times a year, or never in [n]
[r] the past year? [n]

- 1 Every day
- 2 About every day
- 3 3 or 4 times a week
- 4 Once or twice a week
- 5 2 or 3 times a month
- 6 About once a month
- 7 6 to 11 times a year
- 8 1 to 5 times a year
- 9 Never in the past year

d Don't Know r Refused
@

[@] <1-8>

<9,d,r>

>ac3< [if five ge <1> and five le <4>][goto ac6b][endif]
[#asking former drinkers AND (current drinkers who do not drink five once a week)]
[define <d><8>] [define <r><9>]

```
[r] Was there ever a time in your life when you drank five or more
drinks [n]
[r] on one occasion at LEAST ONCE A WEEK?
[n]

1 yes
5 no

d don't know r refused
@

[ @ ] <1,5,d,r>
```

```
>ac6b< [if ac2 eq <1> goto chek][#former drinkers skip out]
[#asking current drinkers][define <d><98>][define <r><99>]
```

```
[r] What is the largest number of drinks you can recall having on
one occasion [n]
[r] during the PAST TWELVE MONTHS?
[n]
[bold][yellow]
INTERVIEWER: "drink" means one twelve ounce bottle of
beer or glass of draft,
one five ounce glass of wine, or one straight or mixed drink
with one ounce
and a half of hard liquor.
```

```
Include light beer, but do NOT include fully dealcoholized beer.
[n][white]
```

```
1-97 Enter number of drinks
```

```
d Don't Know r Refused
@
```

```
[ @ ] <1-97,d,r>
```

```
[# ===== PAST 7 DAYS DRINKING =====]
```

```
>ac10< [#ASKING CURRENT DRINKERS][define
<d><8>][define <r><9>]
```

```
[r] Thinking back over the past 7 days, we would like to ask you
how many drinks[n]
[r] you had each day. [n]
```

```
0 Did not have any drinks in the past 7 days
```

```
1 Continue
```

```
d don't know r refuse
@
```

```
[ @ ] <1>
<0,d,r> [goto exit_week]
```

```
>WHEEL_DATE< [allow 8][setdate WHEEL_DATE] [#
initialize]
```

```
>WHEEL_DAY< [allow 10][store <> in WHEEL_DAY]
[datestring dayname from WHEEL_DATE into
WHEEL_DAY]
```

```
>LAST_DAY< [allow 10][store <> in LAST_DAY]
```

```
>YESTERDAY< [allow 10][store <> in YESTERDAY]
[if WHEEL_DAY is <Monday>][store <Sunday> in
YESTERDAY][endif]
[if WHEEL_DAY is <Tuesday>][store <Monday> in
YESTERDAY][endif]
[if WHEEL_DAY is <Wednesday>][store <Tuesday> in
YESTERDAY][endif]
[if WHEEL_DAY is <Thursday>][store <Wednesday> in
YESTERDAY][endif]
[if WHEEL_DAY is <Friday>][store <Thursday> in
YESTERDAY][endif]
[if WHEEL_DAY is <Saturday>][store <Friday> in
YESTERDAY][endif]
[if WHEEL_DAY is <Sunday>][store <Saturday> in
YESTERDAY][endif]
```

```
>start_wheel<
```

```
[r] Let's start with yesterday and work our way back through the
week. So [n]
[r] yesterday was [fill YESTERDAY]...
[n]
```

```
press enter to continue @
```

```
[ @ ][nodata]
```

```
>D001< [if WHEEL_DAY is <Monday>][goto Sunday][endif]
[#intday Mon]
[if WHEEL_DAY is <Tuesday>][goto Monday][endif]
[#intday Tues]
[if WHEEL_DAY is <Wednesday>][goto Tuesday][endif]
[#intday Wed]
[if WHEEL_DAY is <Thursday>][goto Wednesday][endif]
[#intday Thur]
[if WHEEL_DAY is <Friday>][goto Thursday][endif]
[#intday Fri]
[if WHEEL_DAY is <Saturday>][goto Friday][endif]
[#intday Sat]
[if WHEEL_DAY is <Sunday>][goto Saturday][endif]
[#intday Sund]
```

```
>Sunday< [define <d><98>][define <r><99>]
```

```
[r] How many drinks did you have on Sunday?
[n]
```

```
0 none
```

```
1-29 enter number of drinks
```

```
30 thirty or more drinks
```

```
d don't know r refused
```

```
@
```

```
[ @ ] <0,1-30,d>
<r> [goto exit_week]
```

```
>D002< [if Sunday ge <1> and Sunday le <30> and LAST_DAY
is <>]
```

```
[store <Sunday> in LAST_DAY]
```

```
[endif]
```

```
[if WHEEL_DAY eq <Sunday>][goto exit_week][endif]
```

```
[goto Saturday]
```

```

>Saturday< [define <d><98>][define <r><99>]
[r] Saturday? [n]
[bold][cyan]
  How many drinks did you have on Saturday?
[n][white]
  0 none
  1-29 enter number of drinks
  30 thirty or more drinks
  d don't know      r refused
  @
[@] <0,1-30,d>
  <r> [goto exit_week]
>D003< [if Saturday ge <1> and Saturday le <30> and
LAST_DAY is <>]
  [store <Saturday> in LAST_DAY]
  [endif]
  [if WHEEL_DAY eq <Saturday>][goto exit_week][endif]
  [goto Friday]
>Friday< [define <d><98>][define <r><99>]
[r] Friday? [n]
[bold][cyan]
  How many drinks did you have on Friday?
[n][white]
  0 none
  1-29 enter number of drinks
  30 thirty or more drinks
  d don't know      r refused
  @
[@] <0,1-30,d>
  <r> [goto exit_week]
>D004< [if Friday ge <1> and Friday le <30> and LAST_DAY is
<>]
  [store <Friday> in LAST_DAY]
  [endif]
  [if WHEEL_DAY eq <Friday>][goto exit_week][endif]
  [goto Thursday]
>Thursday< [define <d><98>][define <r><99>]
[r] Thursday? [n]
[bold][cyan]
  How many drinks did you have on Thursday?
[n][white]
  0 none
  1-29 enter number of drinks
  30 thirty or more drinks
  d don't know      r refused

```

```

@
[@] <0,1-30,d>
  <r> [goto exit_week]
>D005< [if Thursday ge <1> and Thursday le <30> and
LAST_DAY is <>]
  [store <Thursday> in LAST_DAY]
  [endif]
  [if WHEEL_DAY eq <Thursday>][goto exit_week][endif]
  [goto Wednesday]
>Wednesday< [define <d><98>][define <r><99>]
[r] Wednesday? [n]
[bold][cyan]
  How many drinks did you have on Wednesday?
[n][white]
  0 none
  1-29 enter number of drinks
  30 thirty or more drinks
  d don't know      r refused
  @
[@] <0,1-30,d>
  <r> [goto exit_week]
>D006< [if Wednesday ge <1> and Wednesday le <30> and
LAST_DAY is <>]
  [store <Wednesday> in LAST_DAY]
  [endif]
  [if WHEEL_DAY eq <Wednesday>][goto exit_week][endif]
  [goto Tuesday]
>Tuesday< [define <d><98>][define <r><99>]
[r] Tuesday? [n]
[bold][cyan]
  How many drinks did you have on Tuesday?
[n][white]
  0 none
  1-29 enter number of drinks
  30 thirty or more drinks
  d don't know      r refused
  @
[@] <0,1-30,d>
  <r> [goto exit_week]
>D007< [if Tuesday ge <1> and Tuesday le <30> and
LAST_DAY is <>]
  [store <Tuesday> in LAST_DAY]
  [endif]
  [if WHEEL_DAY eq <Tuesday>][goto exit_week][endif]
  [goto Monday]
>Monday< [define <d><98>][define <r><99>]

```

[r] Monday? [n]

[bold][cyan]
How many drinks did you have on Monday?
[n][white]

0 none
1-29 enter number of drinks
30 thirty or more drinks

d don't know r refused

@

[@] <0,1-30,d>
<r> [goto exit_week]

>D008< [if Monday ge <1> and Monday le <30> and
LAST_DAY is <>]
[store <Monday> in LAST_DAY]
[endif]
[if WHEEL_DAY eq <Monday>][goto exit_week][endif]
[goto Sunday]

>exit_week<

[#-----end of drinking wheel-----]

[# ===== AUDIT =====]

>int_audit<

[r] The next few questions are about possible problems you might
have had [n]
[r] in the PAST 12 MONTHS regarding the use of alcohol.
[n]

Press "Enter" to continue @

[@][nodata]

>aud4< [define <d><8>] [define <r><9>][# current drinkers
only]

[r] How often during the past 12 months have you found that you
were not able [n]
[r] to stop drinking once you had started?
[n]

[r] Never, Less than monthly, Monthly, Weekly, or Daily or
almost daily? [n]

0 Never

1 Less than monthly
2 Monthly
3 Weekly
4 Daily or almost daily

d Don't Know r Refused
@

[@] <0,1-4,d,r>

>aud5<

[r] How often during the past 12 months have you failed to do
what was normally [n]
[r] expected from you because of drinking?
[n]

[bold][cyan]
Never, Less than monthly, Monthly, Weekly, or Daily or
almost daily?
[n][white]

0 never

1 less than monthly
2 monthly
3 weekly
4 daily or almost daily

d Don't Know r Refused
@

[@] <0,1-4,d,r>

>aud6<

[r] How often during the past 12 months have you needed a first
ALCOHOLIC drink [n]
[r] in the morning to get yourself going after a heavy drinking
session? [n]

[bold][cyan]
Never, Less than monthly, Monthly, Weekly, or Daily or
almost daily?
[n][white]

0 never

1 less than monthly
2 monthly
3 weekly
4 daily or almost daily

d Don't Know r Refused
@

[@] <0,1-4,d,r>

>aud7<

[r] How often during the past 12 months have you had a feeling of
guilt or [n]
[r] remorse after drinking? [n]

[bold][cyan]
Never, Less than monthly, Monthly, Weekly, or Daily or
almost daily?
[n][white]

0 never
1 less than monthly
2 monthly
3 weekly
4 daily or almost daily

d Don't Know r Refused
@
[@] <0,1-4,d,r>

>aud8<
[r] How often during the past 12 months have you been unable to remember what [n]
[r] happened the night before because you had been drinking?
[n]

[bold][cyan]
Never, Less than monthly, Monthly, Weekly, or Daily or almost daily?
[n][white]

0 never
1 less than monthly
2 monthly
3 weekly
4 daily or almost daily

d Don't Know r Refused
@
[@] <0,1-4,d,r>

>aud9< [#asking current drinkers only]
[define <d><8>] [define <r><9>]
[r] Have you or someone else EVER been injured as a result of your drinking? [n]

[bold][yellow]
INTERVIEWER: if r says "yes", ask "was this in the past 12 months?"
[n][white]

1 Yes, but not in the past 12 months
2 Yes, during the past 12 months

5 no

d Don't Know r Refused
@

[@] <1,2,5,d,r>

>aud0< [#asking current drinkers only]
[define <d><8>] [define <r><9>]

[r] Has a relative or friend or a doctor or other health worker EVER been [n]

[r] concerned about your drinking or suggested you cut down?
[n]

[bold][yellow]
INTERVIEWER: if r says "yes", ask "was this in the past 12 months?"
[n][white]

1 Yes, but not in the past 12 months
2 Yes, during the past 12 months

5 no

d Don't Know r Refused
@

[@] <1,2,5,d,r>

>chek< [allow 1][store <> in chek]
[if ac1 eq <5>][store <1> in chek][endif]

[# ===== DRIVING =====]

>drive<
[r] The next questions are related to driving.
[n]
[r] During the past 12 months, have you driven a car, van, truck, motorcycle, [n]
[r] tractor, or any other type of motor vehicle?
[n]

[bold][yellow]
INTERVIEWER: please include also motor vehicles such as Seadoo, Skidoo, ATVs, etc.
[n][white]

1 yes
5 no

d don't know r refused
@

[@] <1>
<5,d,r> [goto adr]

>dr1< [define <d><9998>][define <r><9999>]
[open dr1]

[r] Now I would like to ask you how much you drive in a typical WEEK. Please [n]
[r] think of all the driving you do. Remember to count any driving you have [n]
[r] done in a car, motorcycle, truck or van. Count driving you did in vehicles [n]
[r] you own, borrowed, rented or use for work.
[n]

[r] On average, about how many kilometres or miles do you drive in a typical week?[n]

[bold][yellow]

Interviewer: Use 0 for none, and r for refused. If R is having trouble, can't answer, says that it is too difficult a question etc. use "d" for don't know.

[n][white]

Enter number of miles here @miles

Enter number of kilometres here @kilo

[@miles][optional] <r> [goto dr5]

<0>

<d> [goto dr1b]

<1-9996> [goto dr5]

[@kilo] [optional] <0>

<1-9996> [goto dr5]

>check_err< [define <d><8>][define <r><9>]

[bold][yellow]

INTERVIEWER: You have indicated that the respondent drives ZERO miles or kilometres a week. Is this correct?

[n][white]

1 yes, correct

5 no, mistake

@

[@] <5> [goto dr1]

<1>

[store <0> in dr1@miles]

[store <0> in dr1@kilo]

[goto dr5]

>dr1b< [define <d><8>][define <r><9>]

[r] Well, to start would it be easier for you to think about how much you drive [n]

[r] in kilometers or miles? [n]

1 Kilometres

5 Miles

d don't know/can't answer/too difficult etc.

r refused

@

[@] <1>

<5> [goto dr1d]

<d,r> [goto dr5]

>dr1c<

[r] We don't need the exact amounts, but can you give your best guess at how many[n]

[r] kilometres you drive in a typical week: would it be less than 10 km, 11 to [n]

[r] 100 km, 101 to 500 km, 501 to 1000 km , or more than 1000 km? [n]

1 10 or less

2 11 to 100

3 101 to 500

4 501 to 1000

5 more than 1000

d don't know r refused

@

[@] <1-5,d,r> [goto dr5]

>dr1d<

[r] We don't need the exact amounts, but can you give your best guess at how many[n]

[r] miles you drive in a typical week: would it be less than 10 miles, 11 to [n]

[r] 50 miles, 51 to 100 miles, 101 to 200 miles, or more than 200 miles? [n]

1 10 or less

2 11 to 50

3 51 to 100

4 101 to 200

5 more than 200

d don't know r refused

@

[@] <1-5,d,r>

>dr5< [define <d><98>][define <r><99>]

[r] DURING THE PAST 12 MONTHS, how often, if at all, were you involved in an [n]

[r] accident or collision involving any kind of damage or injury to you or [n]

[r] another person or vehicle while you were driving? [n]

[n]

0 never

1-9 Enter number of times

10 ten times or more

d Don't Know r Refused

@

[@] <0,1-10,d,r>

>dstr1< [#new in 2009]

[r] During the past 12 months, how many times, if at all, have you driven a car,[n]

[r] truck or SUV in a STREET RACE? [n]

[n]

0 never

1-95 enter number of times

96 96 or more times

d don't know r refused

@

[@] <0,1-96,d,r>

[# ===== DRINKING & DRIVING =====]

>dd1< [define <d><8>][define <r><9>]
[if chek eq <1> goto adr] [#not a current drinker]

[r] During the past 12 months, have you driven a motor vehicle
after having two [n]
[r] or more drinks in the previous hour?
[n]

- 1 yes
- 5 no

- 7 don't drive

- d don't know r refused
- @

[@] <1>
<5,7,d,r> [goto adr]

>dd2< [define <d><98>] [define <r><99>]

[r] How many times in THE PAST 30 DAYS?
[n]

- 0 never
- 1-96 Enter number of times
- 97 97 or more times

- d Don't Know r Refused
- @

[@] <0,1-97,d,r>

[# ===== PASSENGER with DRINKING DRIVER =====]
>adr< [# ASK all][define <d><8>][define <r><9>]

[r] The next questions are related to being a passenger in a car or
other vehicle.[n]

[r] In the past 12 months, have you been a passenger in a car or
other vehicle [n]
[r] driven by someone who had two or more drinks of alcohol in
the previous hour?[n]

- 1 yes
- 5 no

- d don't know r refused
- @

[@] <1,5,d,r>

>cdr< [# ASK all]

[r] In the past 12 months, have you been a passenger in a car or
other vehicle [n]
[r] driven by someone who had been using cannabis/marijuana in
the previous TWO [n]
[r] hours? [n]

- 1 yes
- 5 no

- d don't know r refused
- @

[@] <1,5,d,r>

>ck_no< [if adr ge <5> OR cdr ge <5>]
[goto INT_RR]
[endif][# changed to skip if no to either previous questions]

>acdr<

[r] In the past 12 months, have you been a passenger in a car or
other vehicle [n]
[r] driven by someone who had been using BOTH alcohol and
cannabis/marijuana in [n]
[r] the previous TWO hours? [n]

- 1 yes
- 5 no

- d don't know r refused
- @

[@] <1,5,d,r>

[# ===== ROAD RAGE =====]

>INT_RR< [# ASK ALL]

[r] Now some questions about things that might happen when you
are driving [n]
[r] or are a passenger in a car, van, truck or motorcycle.
[n]

Press "Enter" to continue @

[@][nodata]

>rr1< [define <d><98>][define <r><99>][define <n><97>]

[r] During the past 12 months, how many times has someone in
another vehicle [n]
[r] shouted, cursed, or made rude gestures at you or others with
you? [n]

- 0 never
- 1-95 enter number of times
- 96 96 or more times

n I have not driven/I have not been a passenger in the last 12
months

- d Don't Know r Refused
- @

[@] <0,1-96,d,r>
<n> [goto END_RR]

>rr2<

[r] During the past 12 months, how many times has someone in another vehicle [n]
[r] THREATENED to hurt you or others with you, or THREATENED to damage the [n]
[r] vehicle you were in? [n]

0 never
1-95 enter number of times
96 96 or more times

n I have not driven/I have not been a passenger in the last 12 months

d Don't Know r Refused
@

[@] <0,1-96,d,r>
<n> [goto END_RR]

>rr3<

[r] (During the past 12 months,) how many times has someone in another vehicle [n]
[r] INTENTIONALLY DAMAGED or ATTEMPTED to damage the vehicle you were in? [n]

0 never
1-95 enter number of times
96 96 or more times

n I have not driven/I have not been a passenger in the last 12 months

d don't know r refused
@

[@] <0,1-96,d,r>
<n> [goto END_RR]

>rr4<

[bold][cyan]
During the past 12 months,
[white]

[r] how many times has someone in another vehicle [n]
[r] INTENTIONALLY HURT or THREATENED to hurt you or others with you? [n]

0 never
1-95 enter number of times
96 96 or more times

n I have not driven/I have not been a passenger in the last 12 months

d don't know r refused
@

[@] <0,1-96,d,r>
<n> [goto END_RR]

>rr5<

[bold][cyan]
During the past 12 months,
[white]

[r] how many times have YOU shouted, cursed, or [n]
[r] made rude gestures at a driver or passenger in another vehicle? [n]

0 never
1-95 enter number of times
96 96 or more times

n I have not driven/I have not been a passenger in the last 12 months

d don't know r refused
@

[@] <0,1-96,d,r>
<n> [goto END_RR]

>rr6<

[r] Still thinking about the past 12 months, how many times have you threatened [n]
[r] to hurt a driver or passenger in another vehicle, or threatened to damage [n]
[r] their vehicle? [n]

0 never
1-95 enter number of times
96 96 or more times

d Don't Know r Refused
@

[@] <0,1-96,d,r>

>rr7<

[bold][cyan]
During the past 12 months,
[white]

[r] how many times have you intentionally damaged [n]
[r] or attempted to damage another driver's vehicle? [n]

0 never
1-95 enter number of times
96 96 or more times

d don't know r refused
@

[@] <0,1-96,d,r>

>rr8<

[bold][cyan]

During the past 12 months,
[white]

[r] how many times have you intentionally hurt or
[n]
[r] attempted to hurt a driver or passenger in another vehicle?
[n]

0 never

1-95 enter number of times
96 96 or more times

d don't know r refused
@

[@] <0,1-96,d,r>

>END_RR<

[#=====ALCOHOL POLICY =====]
[#=====Panel B =====]

[# ===Alcohol Advertising (new 2009)=====]

>apad1<

[r] In the next questions we are interested in your opinions about
alcohol [n]
[r] advertising. Please consider the current level of beer, wine, and
liquor [n]
[r] advertising and promotion on the radio, in newspapers, on
public transit [n]
[r] vehicles, and on the internet. Please tell me how much you
agree or disagree[n]
[r] with the following statements. [n]

[r] The first one is: [n]

[r] It's okay for beer, wine and liquor to be advertized on the
radio. [n]

[r]Do you strongly agree, somewhat agree, somewhat disagree or
strongly disagree?[n]

1 strongly agree
3 somewhat agree
5 somewhat disagree
7 strongly disagree

d Don't Know r Refused
@

[@] <1,3,5,7,d,r>

>apad2<

[r] It's okay for beer, wine and liquor to be advertized in
newspapers, [n]
[r] as print ads or special inserts. [n]

[r]Do you strongly agree, somewhat agree, somewhat disagree or
strongly disagree?[n]

1 strongly agree
3 somewhat agree
5 somewhat disagree
7 strongly disagree

d Don't Know r Refused
@

[@] <1,3,5,7,d,r>

>apad3<

[r] It's okay for beer, wine and liquor to be advertized on public
transit vehicles.[n]

[bold][cyan]

Do you strongly agree, somewhat agree, somewhat disagree or
strongly disagree?[n]
[n][white]

1 strongly agree
3 somewhat agree
5 somewhat disagree
7 strongly disagree

d Don't Know r Refused
@

[@] <1,3,5,7,d,r>

>apad4<

[r] It's okay for beer, wine and liquor to be advertized on the
internet. [n]

[bold][cyan]

Do you strongly agree, somewhat agree, somewhat disagree or
strongly disagree?[n]
[n][white]

1 strongly agree
3 somewhat agree
5 somewhat disagree
7 strongly disagree

d Don't Know r Refused
@

[@] <1,3,5,7,d,r>

>apad5<

[r] The LCBO should be permitted to advertise beer, wine and
liquor in newspaper[n]
[r] ads and inserts. [n]

[bold][yellow]

Interviewer: if asked, LCBO means the Liquor Control Board
of Ontario -
the chain of retail stores selling beer, wine & liquor in Ontario.

[n][white]

[r]Do you strongly agree, somewhat agree, somewhat disagree or strongly disagree?[n]

1 strongly agree
3 somewhat agree
5 somewhat disagree
7 strongly disagree

d Don't Know r Refused
@

[@] <1,3,5,7,d,r>

>apad6<

[r] Overall, there are too many alcohol advertisements for beer, wine and liquor.[n]

[r]Do you strongly agree, somewhat agree, somewhat disagree or strongly disagree?[n]

- 1 strongly agree
3 somewhat agree
5 somewhat disagree
7 strongly disagree

d Don't Know r Refused
@

[@] <1,3,5,7,d,r>

[#=====Health Care Provider (new 2009) =====]

>aldr_intro<

[r] The next few questions are about doctor's visits.

[n]

[r] First, do you have a family doctor?

[n]

[bold][yellow]

Interviewer: if required, by 'family doctor' we mean a general

practitioner (GP) or a doctor that R would normally call if they wanted a

yearly check up, if they were concerned that they had a non-emergency problem

and so on. This would typically be a doctor they probably saw before and

would likely see again.

[n][white]

- 1 yes
5 no

d don't know r refused
@

[@]<1>

<5,d,r> [goto otherdr]

>tc12_rev< [define <d><98>][define <r><99>][define <n><97>]
[#asked in 2005, revised in 2009]

[r] In the past 12 months, how many times have you seen your family doctor? [n]

- 0 no visits
1-96 enter exact number
97 97 or more

d don't know r refused
@

[@]<0-96,97,d,r>

>otherdr< [#new in 2009][define <d><98>][define <r><99>][define <n><97>]

[r] In the past 12 months, how many times have you seen any other doctor or [n]

[r] other health care provider? [n]

[bold][yellow]

Interviewer: if required, this can include a doctor other than your regular

family doctor such as specialists, emergency room/walk-in clinic doctors,

nurses, naturopaths, nutritionists, and so on.

[n][white]

- 0 no visits
1-96 enter exact number
97 97 or more

d don't know r refused
@

[@]<0,1-96,97,d,r>

>ck_aldr1< [if tc12_rev is <0> and otherdr is <0>][goto aldr7][endif]

[if tc12_rev ge <98> and otherdr ge <98>][goto aldr7][endif]

>aldr1< [#if tc12_rev ge 0][if aldr_intro gt <1> goto aldr2]

[if tc12_rev eq <0> or tc12_rev ge <98>][goto aldr2][endif]

[r] In the past 12 months, has your family doctor asked you how much alcohol [n]

[r] you usually drink? [n]

- 1 Yes
5 No

d don't know r refused
@

[@]<1> [goto aldr2]
<5,d,r>

>aldr1b<

[r] Has your family doctor EVER asked you how much alcohol you usually drink? [n]

- 1 Yes
5 No

d don't know r refused
@

[@]<1>
<5,d,r>

>aldr2< [#ask if otherdr>0]
[if otherdr eq <0> or otherdr ge <98>][goto aldr3][endif]

[r] In the past 12 months, has a doctor (other than your family doctor) or other[n]
[r] health care provider asked you how much alcohol you usually drink? [n]

[bold][yellow]
Interviewer: if required, this can include a doctor other than your regular family doctor such as specialists, emergency room/walk-in clinic doctors, nurses, naturopaths, nutritionists, and so on.
[n][white]

1 Yes
5 No

d don't know r refused
@

[@]<1> [goto aldr3]
<5,d,r>

>aldr2b<

[r] Has a doctor (other than your family doctor) or other health care provider [n]
[r] EVER asked you how much alcohol you usually drink? [n]

1 Yes
5 No

d don't know r refused
@

[@]<1>
<5,d,r>

>aldr3< [#ASK only CURRENT DRINKERS] [#ask only if tc12_rev ge 0]
[if chek eq <1> goto aldr7]
[if tc12_rev eq <0> or tc12_rev ge <98>][goto aldr4][endif]
[if aldr_intro gt <1> goto aldr4]

[r] In the past 12 months, has your family doctor told you about the health [n]
[r] risks associated with drinking too much?
[n]

1 Yes
5 No

d don't know r refused
@

[@]<1> [goto aldr4]
<5,d,r>

>aldr3b<

[r] Has your family doctor EVER told you about the health risks associated with [n]
[r] drinking too much?
[n]

1 Yes
5 No

d don't know r refused
@

[@]<1>
<5,d,r>

>aldr4< [#ASK only CURRENT DRINKERS] [#ask if otherdr ge 0]
[if otherdr eq <0> or otherdr ge <98>][goto aldr5][endif]

[r] In the past 12 months, has a doctor (other than your family doctor) or [n]
[r] other health care provider told you about the health risks associated with [n]
[r] drinking too much? [n]

1 Yes
5 No

d don't know r refused
@

[@]<1> [goto aldr5]
<5,d,r>

>aldr4b<

[r] Has a doctor (other than your family doctor) or other health care provider [n]
[r] EVER told you about the health risks associated with drinking too much? [n]

1 Yes
5 No

d don't know r refused
@

[@]<1> [goto aldr6]
<5,d,r>

>aldr5< [#ASK only CURRENT DRINKERS] [#ask only if tc12_rev gt 0]
[if tc12_rev eq <0> or tc12_rev ge <98>][goto aldr6][endif]
[if aldr_intro gt <1> goto aldr6]

[r] In the past 12 months, did your family doctor urge you to drink less or [n]
[r] to drink less often? [n]

1 Yes
5 No

d don't know r refused
@

[@]<1> [goto aldr6]
<5,d,r>

>aldr5b<

[r] Has your family doctor EVER urged you to drink less or to drink less often? [n]

1 Yes
5 No

d don't know r refused
@

[@]<1,5,d,r>

>aldr6< [#ask if otherdr>0] [if otherdr eq <0> or otherdr ge <98>][goto aldr7][endif]

[r] In the past 12 months, has a doctor (other than your family doctor) or [n]
[r] other health care provider urged you to drink less or to drink less often? [n]

1 Yes
5 No

d don't know r refused
@

[@]<1> [goto aldr7]
<5,d,r>

>aldr6b<

[r] Has a doctor (other than your family doctor) or other health care provider [n]
[r] EVER urged you to drink less or to drink less often? [n]

1 Yes
5 No

d don't know r refused
@

[@]<1,5,d,r>

>aldr7< [#=====ASK ALL==]

[r] Do you strongly agree, somewhat agree, somewhat disagree or strongly [n]
[r] disagree with the next few statements:
[n]

[r] It's okay for family doctors to ask patients about their alcohol use in the same way they ask about smoking and diet.
[n]

[r] Do you strongly agree, somewhat agree, somewhat disagree [n]
[r] or strongly disagree? [n]

1 strongly agree
3 somewhat agree
5 somewhat disagree
7 strongly disagree

d Don't Know r Refused
@

[@] <1,3,5,7,d,r>

>aldr8< [#===ASK ALL==]

[r] It's okay for family doctors to ask patients about their use of drugs such as [n]
[r] marijuana and cocaine in the same way they ask about smoking and diet [n]

[r] Do you strongly agree, somewhat agree, somewhat disagree or strongly disagree? [n]

1 strongly agree
3 somewhat agree
5 somewhat disagree
7 strongly disagree

d Don't Know r Refused
@

[@] <1,3,5,7,d,r>

>END_ALCOHOL<

[#=====CANNABIS =====]

[#==== PERCEIVED RISK of using cannabis =====]
[#===== (NEW 2008 Panel B) =====]

>int_crisk< [# ask ALL]

[r] In the next questions we are interested in your opinion about the effects of [n]
[r] using cannabis. Please tell me how much you think people risk harming [n]
[r] themselves when they do each of the following:
[n]

Press "Enter" to continue @

[@][nodata]

>crisk1< [define <d><8>][define <r><9>]

[r] How much do people risk harming themselves physically and in other ways when[n]
[r] they smoke marijuana once a month?
[n]

[r] Would you say no risk, slight risk, moderate risk, or great risk?
[n]

- 1 no risk
- 2 slight risk
- 3 moderate risk
- 4 great risk

d don't know r refused
@

[@] <1-4,d,r>

>crisk2<

[r] How much do people risk harming themselves physically and in other ways when[n]
[r] they smoke marijuana once or twice a week?
[n]

[bold][cyan]
Would you say no risk, slight risk, moderate risk, or great risk?
[n][white]

- 1 no risk
- 2 slight risk
- 3 moderate risk
- 4 great risk

d don't know r refused
@

[@] <1-4,d,r>

>crisk3<

[r] Do you strongly agree, somewhat agree, somewhat disagree or strongly disagree[n]

[r] with the following statement: [n]

[r] Someone who has smoked marijuana in the previous hour before driving poses [n]

[r] a safety hazard on roads. [n]

- 1 strongly agree
- 3 somewhat agree
- 5 somewhat disagree
- 7 strongly disagree

d Don't Know r Refused
@

[@] <1,3,5,7,d,r>

[#=====CANNABIS CONSUMPTION =====]

>cn1< [define <d><8>] [define <r><9>][#ask all]

[r] Some people use cannabis, marijuana or hash in private, with friends, or [n]

[r] in other situations. Have you EVER IN YOUR LIFETIME used CANNABIS, MARIJUANA[n]

[r] or HASH? [n]

- 1 Yes
- 5 No

d don't know r refused
@

[@] <1>
<5,d,r>[goto candep]

>cn2< [define <d><98>] [define <r><99>][#FOR CANNABIS USERS]

[r] How many times, if any, have you used cannabis, marijuana or hash during the[n]

[r] PAST TWELVE months: would you say more than once a day, about every day, [n]

[r] four to five times a week, two to three times a week, once a week, two to [n]

[r] three times a month, once a month, less than once a month or never? [n]

- 1 more than once a day
- 2 about every day (includes six times a week)
- 3 4 to 5 times a week
- 4 2 to 3 times a week
- 5 once a week
- 6 2 to 3 times a month
- 7 once a month
- 8 less than once a month

9 never
d don't know r refused
@

[@] <1-8>
<9,d,r> [goto candep]

>cdr1< [#ask only drivers] [if drive gt <1> goto candep]
[define <d><8>][define <r><9>]

[r] During the PAST 12 MONTHS, have you driven a motor vehicle within an hour [n]

[r] of using cannabis, marijuana or hash?

[n]

- 1 yes
- 5 no

7 I do not drive

d don't know r refused
@

[@] <1>
<5,7,d,r> [goto candep]

>cdr2< [define <d><98>] [define <r><99>]

[r] How many times in THE PAST 30 DAYS?

[n]

0 never

1-96 Enter number of times

97 97 or more times

d don't know r refused

@

[@] <0,1-97,d,r>

[# === CANNABIS DEPENDENCE =====]

>candep< [#FOR past 12 months cannabis users]

[if cn1 gt <1> goto end_can][#never used]

[if cn2 ge <9>][goto end_can][endif][# not used in last 12 months]

[#====WHO-ASIST OR CUDIT, NEW IN 2004/2005) =====]

>can3m< [define <d><8>] [define <r><9>]

[#cud1,NEW in 2004] [#ask past 12m cannabis users]

[r] How often have you used cannabis, marijuana or hash during the PAST [n]

[r] THREE months: would you say never, once or twice, once a month, 2-3 times [n]

[r] a month, once a week, 2-3 times a week, daily or almost daily? [n] [n]

0 never

1 once or twice

2 once a month

3 2-3 times a month

4 once a week

5 2-3 times a week

6 daily or almost daily

d don't know r refused

@

[@] <1-6>

<0,d,r> [goto end_can]

>cn30< [#NEW in 2005][#ask if can3m=1-6]

[r] And what about the PAST 30 DAYS? How often have you used cannabis, [n]

[r] marijuana or hash during the PAST 30 DAYS: would you say never, [n]

[r] once or twice, monthly, weekly, daily or almost daily?

[n]

0 never

1 once or twice

2 monthly

3 weekly

4 daily or almost daily

d don't know r refused

@

[@] <0,1-4,d,r>

>ck_cnas< [if can3m ge <1> and can3m le <6>]

[goto int_cnas]

[else]

[goto end_can]

[endif]

[#ASK ONLY PAST 3 MONTHS CANNABIS USERS]

>int_cnas<

[r] The next few questions are about possible problems you might have had [n]

[r] in the PAST 3 MONTHS regarding the use of cannabis, marijuana or hash. [n]

Press "Enter" to continue @

[@][nodata]

>cud2< [define <d><8>] [define <r><9>]

[r] How many hours were you intoxicated on a typical day when you had been using [n]

[r] cannabis? [n]

[bold][yellow]

Interviewer: if required, cannabis includes marijuana and hash.

[n][white]

0 0 hour/ never intoxicated

1 1 or 2

2 3 or 4

3 5 or 6

4 7 to 9

5 10 or more

d Don't Know r Refused

@

[@] <0,1-5,d,r>

>cud3< [define <d><8>] [define <r><9>]

[r] How often during the PAST 3 MONTHS were you intoxicated for 6 or more hours?[n]

[r] Would you say never, once or twice, monthly, weekly, or almost [n]

[r] daily? [n]

0 Never

1 Once or twice

2 Monthly

3 Weekly
4 Daily or almost daily

d Don't Know r Refused
@

[@] <0,1-4,d,r>

>cud4<

[r] How often during the PAST 3 MONTHS have you found that you were not able [n]
[r] to stop using cannabis once you had started?
[n]

[r] Would you say never, once or twice, monthly, weekly, or daily or almost [n]
[r] daily? [n]

[bold][yellow]
Interviewer: if required, cannabis includes marijuana and hash.
[n][white]

0 Never

1 Once or twice
2 Monthly
3 Weekly
4 Daily or almost daily

d Don't Know r Refused
@

[@] <0,1-4,d,r>

>cnas1<

[r] During the PAST 3 MONTHS, how often have you had a strong desire or urge [n]
[r] to use cannabis, marijuana or hash? Would you say: never, once or twice, [n]
[r] monthly, weekly, daily or almost daily?
[n]

0 never
1 once or twice
2 monthly
3 weekly
4 daily or almost daily

d don't know r refused
@

[@] <0,1-4,d,r>

>cnas2<

[r] During the PAST 3 MONTHS, how often has your use of cannabis, marijuana or [n]
[r] hash led to health, social, legal or financial problems?
[n]

[bold][cyan]
Would you say: never, once or twice, monthly, weekly, daily or almost daily?

[n][white]

0 never
1 once or twice
2 monthly
3 weekly
4 daily or almost daily

d don't know r refused
@

[@] <0,1-4,d,r>

>cnas3< [#cud5]

[r] During the PAST 3 MONTHS, how often have you failed to do what was normally [n]
[r] expected of you because of your use of cannabis, marijuana or hash? [n]

[bold][cyan]
Would you say: never, once or twice, monthly, weekly, daily or almost daily?
[n][white]

0 never
1 once or twice
2 monthly
3 weekly
4 daily or almost daily

d don't know r refused
@

[@] <0,1-4,d,r>

>cud6<

[r] How often during the PAST 3 MONTHS did you need to use cannabis in the [n]
[r] morning to get yourself going after a heavy session of using cannabis? [n]

[bold][cyan]
Would you say: never, once or twice, monthly, weekly, daily or almost daily?
[n][white]

[bold][yellow]
Interviewer: if required, cannabis includes marijuana and hash.
[n][white]

0 never

1 once or twice
2 monthly
3 weekly
4 daily or almost daily

d Don't Know r Refused
@

[@] <0,1-4,d,r>

> cud7 <

[r] How often during the PAST 3 MONTHS have you had a feeling of guilt or [n] [r] remorse after using cannabis? [n]

[bold][cyan]

Would you say: never, once or twice, monthly, weekly, daily or almost daily?

[n][white]

[bold][yellow]

Interviewer: if required, cannabis includes marijuana and hash. [n][white]

- 0 never
- 1 once or twice
- 2 monthly
- 3 weekly
- 4 daily or almost daily

d Don't Know r Refused @

[@] <0,1-4,d,r>

> cud8 <

[r] How often during the PAST 3 MONTHS have you had a problem with your memory [n] [r] or concentration after using cannabis? [n]

[bold][cyan]

Would you say: never, once or twice, monthly, weekly, daily or almost daily?

[n][white]

[bold][yellow]

Interviewer: if required, cannabis includes marijuana and hash. [n][white]

- 0 never
- 1 once or twice
- 2 monthly
- 3 weekly
- 4 daily or almost daily

d Don't Know r Refused @

[@] <0,1-4,d,r>

> cnas4 < [# cud10]

[r] Has a friend, relative, a doctor or anyone else ever expressed concern about [n] [r] your use of cannabis, marijuana or hash? Would you say: yes, within the past [n] [r] 3 months; yes, but not in the past 3 months; or no, not at all? [n]

- 1 Yes, but not in the PAST 3 MONTHS

3 Yes, during the PAST 3 MONTHS

5 no

d don't know r refused @

[@] <1,3,5,d,r>

> cnas5 <

[r] Have you EVER TRIED AND FAILED to control, cut down or stop using cannabis, [n] [r] marijuana or hash? Would you say: yes, within the past 3 months; yes, but [n] [r] not in the past 3 months; or no, not at all? [n]

- 1 Yes, but not in the PAST 3 MONTHS
- 3 Yes, during the PAST 3 MONTHS

5 no

d don't know r refused @

[@] <1,3,5,d,r>

> cud9 <

[r] Have you or someone else EVER been injured as a result of your cannabis use? [n]

[bold][yellow]

INTERVIEWER: if r says "yes", ask "was this in the PAST 3 MONTHS?"

If required, cannabis includes marijuana and hash. [n][white]

- 1 Yes, but not in the PAST 3 MONTHS
- 3 Yes, during the PAST 3 MONTHS

5 no

d don't know r refused @

[@] <1,3,5,d,r>

> end_can < [allow 1][store <1> in end_can]

[# ===GENERAL HEALTH QUESTIONS ==] [#ASK ALL]

> int3 <

[r] Next, we would like to ask you a few questions about your general health [n]

[r] and how you have been feeling lately.
[n]

Press enter to continue

@

[@][no data]

>gh1< [define <d><8>] [define <r><9>]

[r] In general, would you say your health is excellent, very good,
good, fair [n]
[r] or poor? [n]

- 1 Excellent
- 2 Very good
- 3 Good
- 4 Fair
- 5 Poor

d Don't Know r Refused
@

[@] <1-5,d,r>

>hs1a<

[r] In general, would you say your overall MENTAL HEALTH is
[n]
[r] excellent, very good, good, fair, or poor ?
[n]

- 1 excellent
- 2 very good
- 3 good
- 4 fair
- 5 poor

d don't know r refused
@

[@] <1-5,d,r>

[#===Panel B only===]

>gh2r< [# gh2r replaced gh2] [define <d><98>][define
<r><99>]

[r] Now thinking about your physical health, which includes
physical illness and[n]
[r] injury, for how many days in the last 30 days was your
physical health not [n]
[r] good? [n]

0 never

1-30 enter number of days

d don't know r refused
@

[@] <0,1-30,d,r>

>gh3r< [# gh3r replaced gh3] [#===Panel B only===]

[r] Now thinking about your mental health, which includes stress,
depression, [n]
[r] and problems with emotions, for how many days during the
past 30 days was [n]
[r] your mental health not good? [n]

0 never

1-30 enter number of days

d don't know r refused
@

[@] <0,1-30,d,r>

>gh4< [#===Panel B only===]

[r] During the past 30 days for about how many days did poor
physical or mental [n]
[r] health keep you from doing your usual activities, such as self-
care, work, [n]
[r] or recreation? [n]

0 never

1-30 enter number of days

d don't know r refused
@

[@] <0,1-30,d,r>

[# ===== GHQ-12 ==]

[# ==GENERAL HEALTH QUESTIONNAIRE =====]

>int4< [#ASK ALL]

[r] In the next few questions we would like to know if you have
experienced any [n]
[r] medical complaints, and how your health has been in general,
over the past [n]
[r] few weeks. [n]

Press "Enter" to continue @

[@][nodata]

>gq1< [define <d><8>][define <r><9>]

[r] Over the past few weeks, have you been able to concentrate on
whatever [n]
[r] you're doing? [n]

[r] Would you say better than usual, same as usual, less than
usual, or [n]
[r] much less than usual? [n]

1 better than usual
3 same as usual
5 less than usual
7 much less than usual

d don't know r refused
@

[@] <1,3,5,7,d,r>

>gq2<

[r] Over the past few weeks, have you felt that you are playing a useful part [n]
[r] in things? [n]

[r] Would you say more so than usual, same as usual, less so than usual, or [n]
[r] much less than usual? [n]

1 more so than usual
3 same as usual
5 less so than usual
7 much less than usual

d don't know r refused
@

[@] <1,3,5,7,d,r>

>gq3<

[r] Over the past few weeks, have you felt capable of making decisions about [n]
[r] things? [n]

[bold][cyan]
Would you say more so than usual, same as usual, less so than usual, or much less than usual?
[n][white]

1 more so than usual
3 same as usual
5 less so than usual
7 much less than usual

d don't know r refused
@

[@] <1,3,5,7,d,r>

>gq4<

[r] Over the past few weeks, have you been able to enjoy your normal day-to-day [n]
[r] activities? [n]

[bold][cyan]
Would you say more so than usual, same as usual, less so than usual, or much less than usual?
[n][white]

1 more so than usual

3 same as usual
5 less so than usual
7 much less than usual

d don't know r refused
@

[@] <1,3,5,7,d,r>

>gq5<

[r] Over the past few weeks, have you been able to face up to your problems? [n]

[bold][cyan]
Would you say more so than usual, same as usual, less so than usual, or much less than usual?
[n][white]

1 more so than usual
3 same as usual
5 less so than usual
7 much less than usual

0 r volunteers "I have no problems"

d don't know r refused
@

[@] <1,3,5,7,0,d,r>

>gq6<

[r] Over the past few weeks, all things considered, have you been feeling [n]
[r] reasonably happy? [n]

[bold][cyan]
Would you say more so than usual, same as usual, less so than usual, or much less than usual?
[n][white]

1 more so than usual
3 same as usual
5 less so than usual
7 much less than usual

d don't know r refused
@

[@] <1,3,5,7,d,r>

>gq7<

[r] Over the past few weeks, have you lost much sleep because of worry? [n]

[r] Would you say not at all, no more than usual, rather more than usual, or [n]
[r] much more than usual? [n]

1 not at all
3 no more than usual
5 rather more than usual

7 much more than usual

d don't know r refused
@

[@] <1,3,5,7,d,r>

>gq8<

[r] Over the past few weeks, have you felt constantly under strain? [n]

[r] Would you say not at all, no more than usual, rather more than usual, or [n]
[r] much more more than usual? [n]

1 not at all
3 no more than usual
5 rather more than usual
7 much more than usual

d don't know r refused
@

[@] <1,3,5,7,d,r>

>gq9<

[bold][cyan] Over the past few weeks... [n][white]

[r] ...have you felt you could not overcome your difficulties? [n]

[bold][cyan]
Would you say not at all, no more than usual, rather more than usual, or
much more than usual?
[n][white]

1 not at all
3 no more than usual
5 rather more than usual
7 much more than usual

d don't know r refused
@

[@] <1,3,5,7,d,r>

>gq10<

[r] Over the past few weeks, have you been feeling unhappy and depressed? [n]

[bold][cyan]
Would you say not at all, no more than usual, rather more than usual, or
much more than usual?
[n][white]

1 not at all
3 no more than usual
5 rather more than usual
7 much more than usual

d don't know r refused
@

[@] <1,3,5,7,d,r>

>gq11<

[bold][cyan] Over the past few weeks, have you...[n][white]

[r] ...been losing confidence in yourself? [n]

[bold][cyan]
Would you say not at all, no more than usual, rather more than usual, or
much more than usual?
[n][white]

1 not at all
3 no more than usual
5 rather more than usual
7 much more than usual

d don't know r refused
@

[@] <1,3,5,7,d,r>

>gq12<

[r] Over the past few weeks, have you been thinking of yourself as a worthless [n]
[r] person? [n]

[bold][cyan]
Would you say not at all, no more than usual, rather more than usual, or
much more than usual?
[n][white]

1 not at all
3 no more than usual
5 rather more than usual
7 much more than usual

d don't know r refused
@

[@] <1,3,5,7,d,r>

[# ===== PSYCHOTHERAPEUTICS =====]

>int2< [#ask all]

[r] The next set of questions are about various types of prescription [n]
[r] medications -- medications that are prescribed by a doctor or psychiatrist. [n]

Press "Enter" to continue @

[@][nodata]

>ps11< [#ask all] [define <d><8>] [define <r><9>]

[r] In the past 12 months, have you taken any prescription medication to reduce [n] anxiety or panic attacks? [n]

1 yes
5 no

d don't know r refused
@

[@] <1,d>
<5,r> [goto ps16]

>ps12<

[r] How about in the past 7 days, have you taken any prescription medication [n] to reduce anxiety or panic attacks? [n]

1 yes
5 no

d don't know r refused
@

[@] <1,5,d,r>

>ps16< [# ask all] [define <d><8>] [define <r><9>]

[r] In the past 12 months, have you taken any prescription medication to treat [n] depression? [n]

1 yes
5 no

d don't know r refused
@

[@] <1,d>
<5,r> [goto end_psy]

>ps17<

[r] How about in the past 7 days, have you taken any prescription medication to [n] treat depression? [n]

1 yes
5 no

d don't know r refused
@

[@] <1,5,d,r>

>end_psy<

[#=====**INJECTION SITES (SIF) BLOCK (asked 2003)**====]
[#=====**PANEL A only**====]

>Intro1<

[r] The next few questions are about "safe injection site" facilities. [n]

[r] In Vancouver, a facility called "Insite" provides a place supervised by [n] health care workers for drug users to inject their drugs. Several other [n] cities in Canada are considering starting up similar programs. [n]

[r] The next few questions are about your views on these facilities. [n]

press enter to continue @

[@][nodata]

>sifyn<

[r] Have you ever read, seen or heard any information about supervised injection [n] facilities? [n]

1 yes
5 no

d don't know r refused
@

[@] <1,5,d,r>

>int_sif<

[r] Please indicate if you strongly agree, somewhat agree, somewhat disagree or [n] strongly disagree with the following statements. [n]

press enter to continue @

[@][nodata]

>sif1<

[r] Supervised injection facilities should be made available to injection drug [n] users, to encourage safe drug injection. [n]

[bold][cyan]
Do you strongly agree, somewhat agree, somewhat disagree or strongly disagree?
[n][white]

1 strongly agree
3 somewhat agree
5 somewhat disagree
7 strongly disagree

d Don't Know r Refused

@
[@] <1,3,5,7,d,r>
>sif2<
[r] Supervised injection facilities should be made available if it can be shown [n]
[r] that they reduce overdose deaths or infectious disease among users. [n]

[bold][cyan]
Do you strongly agree, somewhat agree, somewhat disagree or strongly disagree?
[n][white]
1 strongly agree
3 somewhat agree
5 somewhat disagree
7 strongly disagree

d Don't Know r Refused
@
[@] <1,3,5,7,d,r>

>sif3<
[r] Supervised injection facilities should be made available if they can increase[n]
[r] drug users' contact with health and social workers. [n]

[bold][cyan]
Do you strongly agree, somewhat agree, somewhat disagree or strongly disagree?
[n][white]
1 strongly agree
3 somewhat agree
5 somewhat disagree
7 strongly disagree

d Don't Know r Refused
@
[@] <1,3,5,7,d,r>

>sif4<
[r] Supervised injection facilities should be made available if it can be shown [n]
[r] that they reduce neighbourhood problems related to injection drug use. [n]

[bold][cyan]
Do you strongly agree, somewhat agree, somewhat disagree or strongly disagree?
[n][white]
1 strongly agree
3 somewhat agree
5 somewhat disagree
7 strongly disagree

d Don't Know r Refused
@
[@] <1,3,5,7,d,r>
[#====CONSUMPTION SITES (SCF) BLOCK (new 2009)====]
>Intro2<
[r] Several cities in Canada are considering starting up similar facilities [n]
[r] supervised by health care workers for drug users to smoke drugs like crack [n]
[r] cocaine and methamphetamine. The next few questions are about your views on [n]
[r] these facilities. [n]

Press "Enter" to continue @
[@][nodata]
>scfyn<
[r] Have you ever read, seen or heard any information about supervised [n]
[r] consumption facilities? [n]

[bold][yellow]
Interviewer: if required, these are supervised facilities where drug users can smoke drugs like crack cocaine and methamphetamines.
[n][white]
1 yes
5 no

d don't know r refused
@
[@] <1,5,d,r>

>int_scf<
[r] Please indicate if you strongly agree, somewhat agree, somewhat disagree or [n]
[r] strongly disagree with the following statements. [n]

Press "Enter" to continue @
[@][nodata]

>scf1<
[r] Supervised consumption facilities should be made available to people who [n]
[r] smoke drugs like crack cocaine and methamphetamine to encourage safer drug [n]
[r] use. [n]

[bold][cyan]
Do you strongly agree, somewhat agree, somewhat disagree or
strongly disagree?
[n][white]

- 1 strongly agree
- 3 somewhat agree
- 5 somewhat disagree
- 7 strongly disagree

d Don't Know r Refused
@

[@] <1,3,5,7,d,r>

>scf2<

[r] Supervised consumption facilities should be made available if
it can be shown [n]
[r] that they reduce infectious disease among to people who
smoke drugs like crack [n]
[r] cocaine and methamphetamine.
[n]

[bold][cyan]
Do you strongly agree, somewhat agree, somewhat disagree or
strongly disagree?
[n][white]

- 1 strongly agree
- 3 somewhat agree
- 5 somewhat disagree
- 7 strongly disagree

d Don't Know r Refused
@

[@] <1,3,5,7,d,r>

>scf3<

[r] Supervised consumption facilities should be made available if
they can [n]
[r] increase drug users' contact with health and social workers.
[n]

[bold][cyan]
Do you strongly agree, somewhat agree, somewhat disagree or
strongly disagree?

[n][white]
[bold][yellow]

Interviewer: if required, these are supervised facilities where
drug users
can smoke drugs like crack cocaine and methamphetamines.
[n][white]

- 1 strongly agree
- 3 somewhat agree
- 5 somewhat disagree
- 7 strongly disagree

d Don't Know r Refused
@

[@] <1,3,5,7,d,r>

>scf4<

[r] Supervised consumption facilities should be made available if
it can be shown [n]
[r] that they reduce neighbourhood problems related to use of
drugs like [n]
[r] crack cocaine and methamphetamine.
[n]

[bold][cyan]
Do you strongly agree, somewhat agree, somewhat disagree or
strongly disagree?
[n][white]

- 1 strongly agree
- 3 somewhat agree
- 5 somewhat disagree
- 7 strongly disagree

d Don't Know r Refused
@

[@] <1,3,5,7,d,r>

>END_SIF_SCIF<

[#====PAIN RELIEVERS =====]
[#====PANEL B only - JR/BF ===]
[# ===Items revised July 2009 =====]

** The Opioid PR questions should be asked with different
wording in random order:

[#RANDOM1=1]
[# "REGULAR pain relievers" plus "or pain relievers []"
[# WITH CODEINE that are obtained in a pharmacy, behind the
counter, without a]
[# prescription" .]

[#RANDOM1=2]
[# "REGULAR pain relievers" without "or pain relievers []"
[# WITH CODEINE that are obtained in a pharmacy, behind the
counter, without a]
[# prescription" .]

[#RANDOM1=3]
[# "Over the COUNTER" pain relievers plus "or pain relievers
[]"
[# WITH CODEINE that are obtained in a pharmacy, behind the
counter, without a]
[# prescription" .]

[#RANDOM1=4]
[# "Over the COUNTER" pain relievers, without "or pain
relievers []"
[# WITH CODEINE that are obtained in a pharmacy, behind the
counter, without a]
[# prescription" .]

>Int_pr< [# response categories revised 2009]

[if RANDOM1 eq <1>]
[r] The next few questions are about your use of various pain
relievers in [n]

[r] the past 12 months. We are NOT interested in REGULAR [n]
[r] pain relievers such as Aspirin, Advil, Tylenol, that can be bought in drug [n]
[r] stores or grocery stores without a doctor's prescription. [n]

[r] In these questions, by PAIN RELIEVERS, we mean those that are obtained by a PRESCRIPTION from a doctor or dentist (such as Percocet, Percodan, [n]
[r] Demerol, OxyContin, Tylenol #3 or other products) OR pain relievers WITH CODEINE that are obtained in a pharmacy, behind the counter, WITHOUT a prescription (such as Tylenol #1, Robaxacet 8, 222 Tablets or other products).[n]

[r] Some people use these medications to treat pain resulting from an illness, [n]
[r] injury or for some other reason. [n]

[else][if RANDOM1 eq <2>]

[r] The next few questions are about your use of various pain relievers in [n]
[r] the past 12 months. We are NOT interested in REGULAR [n]
[r] pain relievers such as Aspirin, Advil, Tylenol , that can be bought in drug [n]
[r] stores or grocery stores WITHOUT a doctor's prescription. [n]

[r] In these questions, by PAIN RELIEVERS, we mean those that are obtained by [n]
[r] a PRESCRIPTION from a doctor or dentist (such as Percocet, Percodan, [n]
[r] Demerol, OxyContin, Tylenol #3 or other products).

[r] Some people use these medications to treat pain resulting from an illness, [n]
[r] injury or for some other reason. [n]

[else][if RANDOM1 eq <3>]

[r] The next few questions are about your use of various pain relievers in [n]
[r] the past 12 months. We are NOT interested in "OVER the COUNTER" [n]
[r] pain relievers such as Aspirin, Advil, Tylenol , that can be bought in drug [n]
[r] stores or grocery stores WITHOUT a doctor's prescription. [n]

[r] In these questions, by PAIN RELIEVERS, we mean those that are obtained by [n]
[r] a PRESCRIPTION from a doctor or dentist (such as Percocet, Percodan, [n]
[r] Demerol, OxyContin, Tylenol #3 or other products) OR pain relievers [n]
[r] WITH CODEINE that are obtained in a pharmacy, behind the counter, WITHOUT a [n]
[r] prescription (such as Tylenol #1, Robaxacet 8, 222 Tablets or other products).[n]

[r] Some people use these medications to treat pain resulting from an illness, [n]
[r] injury or for some other reason. [n]

[else][if RANDOM1 eq <4>]

[r] The next few questions are about your use of various pain relievers in [n]
[r] the past 12 months. We are NOT interested in "OVER the COUNTER" [n]
[r] pain relievers such as Aspirin, Advil, Tylenol , that can be bought in drug [n]
[r] stores or grocery stores WITHOUT a doctor's prescription. [n]

[r] In these questions, by PAIN RELIEVERS, we mean those that are obtained by [n]
[r] a PRESCRIPTION from a doctor or dentist (such as Percocet, Percodan, [n]
[r] Demerol, OxyContin, Tylenol #3 or other products).

[r] Some people use these medications to treat pain resulting from an illness, [n]
[r] injury or for some other reason. [n]
[endif all]

Press "Enter" to continue @

[@][nodata]

>pr2< [define <d><98>] [define <r><99>]

[r] In the past 12 months how often, if at all, have you used ANY such [n]
[r] PAIN RELIEVERS? Would you say: never, once or twice, 3 to 11 times a year, [n]
[r] about once a month, 2 or 3 times a month, about once or twice a week, [n]
[r] 3 to 4 times a week, daily or almost daily? [n]

[bold][yellow]

Interviewer: if respondent says "used as needed/ used after surgery/after injury" code as 8.

[if RANDOM1 eq <1> or RANDOM1 eq <3>]

Interviewer if asked: we mean pain relievers available by prescription OR from a pharmacist, behind the counter without a prescription OR from any other source.

[else]

Interviewer if asked: we mean pain relievers available by prescription OR from any other source.

[endif all]

Such pain relievers include:

Endocet Morphine sulphate Pethidine Robaxacet 8

Codeine Contin Fiorinal Oxycodone-IR (instant release)

Demerol Hydromorph Contin Oxycontin Robaxisal

Dilaudid Kadian Percocet Tylenol #1, #2, #3 or #4

Duragesic MS Contin Percodan

[n][white]

- 0 never
- 1 once or twice
- 2 3 to 11 times a year
- 3 about once a month
- 4 2 or 3 times a month
- 5 about once or twice a week

6 3 to 4 times a week
7 daily or almost daily

8 as needed (do not read)
d don't know r refused @

[@] <1-8>
<0,d,r> [goto eval_1]

>pr4a< [define <d><98>] [define <r><99>] [#ASK all users, if
pr2 eq 1-8]

[r]Sometimes people do not take their pills as directed by a
physician or [n]
[r]pharmacist. Thinking about ALL the pain relievers you have
used during the [n]
[r]past 12 months, how often, if at all, have you used these pain
[n]
[r]relievers in larger amounts, or for a longer period of time than
you were [n]
[r]supposed to or you meant to? [n]

[r] Would you say: never, once or twice, 3 to 11 times a year,
[n]
[r] about once a month, 2 or 3 times a month, about once or twice
a week, [n]
[r] 3 to 4 times a week, daily or almost daily?
[n]

0 never
1 once or twice
2 3 to 11 times a year
3 about once a month
4 2 or 3 times a month
5 about once or twice a week
6 3 to 4 times a week
7 daily or almost daily

8 as needed (do not read)
d don't know r refused @

[@] <1-8, 0,d,r>

>pr5a< [#ASK all users, if pr2 eq 1-8]

[r]Thinking about ALL the pain relievers you have used during
the past 12 months,[n]
[r]did you ever use pain relievers for a different type of pain than
indicated [n]
[r]by the doctor or pharmacist? [n]

1 yes
5 no

d don't know r refused
@

[@] <1,5,d,r>

>pr7< [#reason for misuse, ASK all users, if pr2 eq 1-8]

[r] During the past 12 months, did you ever use pain relievers for
the feelings [n]
[r] it caused or to get high? [n]

1 yes

5 no

d don't know r refused
@

[@] <1,5,d,r>

[# =====Opioid SOURCE =====]

>int_source< [#ASK all users, if pr2 eq 1-8]

[r] Thinking about ALL the pain relievers you have used during
the past 12 months,[n]
[r] did you get any of them ... [n]

Press "Enter" to continue @

[@][nodata]

>pr3a< [define <d><8>] [define <r><9>]

[r] from a pharmacist, behind the counter, without a prescription?
[n]

[bold][yellow]
Interviewer if necessary: such as Tylenol #1, Roboxacet 8, 222
Tablets or other
CODEINE products.
[n][white]

1 yes
5 no

d don't know r refused
@

[@] <1,5,d,r>

>pr3b<

[r] from a prescription written for YOU?
[n]

1 yes
5 no

d don't know r refused
@

[@] <1,5,d,r>

>pr3c<

[r] from a prescription written for someone else such as a family
member or [n]
[r] a friend? [n]

1 yes
5 no

d don't know r refused
@

[@] <1,5,d,r>

>pr3d<

[r] bought from someone else, without a prescription?
[n]

1 yes
5 no

d don't know r refused
@

[@] <1,5,d,r>

>pr3f<

[r] from any other source? [n]

1 yes, specify
5 no

d don't know r refused
@

[@] <1>[specify]
<5,d,r>

[#=====OXYCONTIN=====]

[#=====ASK ALL users – no randomization =====]

>pr8< [define <d><98>] [define <r><99>] [#ASK all users, if
pr2 eq 1-8]

[r] The next questions are about the pain reliever OXYCONTIN.
[n]

[r] In the past 12 months how often, if at all, have you used
OXYCONTIN? [n]

[r] Would you say: never, once or twice, 3 to 11 times a year,
[n]

[r] about once a month, 2 or 3 times a month, about once or twice
a week, [n]

[r] 3 to 4 times a week, daily or almost daily?
[n]

0 never
1 once or twice
2 3 to 11 times a year
3 about once a month
4 2 or 3 times a month
5 about once or twice a week
6 3 to 4 times a week
7 daily or almost daily

8 as needed , after a surgery, injury (do not read)
d don't know r refused @

[@] <1-8>
<0,d,r> [goto end_pr]

>pr9< [define <d><98>] [define <r><99>]

[r] In the past 12 months how often, if at all, have you used
OXYCONTIN in [n]

[r] larger amounts, or for a longer period of time than you were
supposed [n]

[r] to or you meant to? [n]

[bold][yellow]

Would you say: never, once or twice, 3 to 11 times a year,
about once a month, 2 or 3 times a month, about once or twice a
week,

3 to 4 times a week, daily or almost daily?

[n][white]

0 never
1 once or twice
2 3 to 11 times a year
3 about once a month
4 2 or 3 times a month
5 about once or twice a week
6 3 to 4 times a week
7 daily or almost daily

8 as needed (do not read)
d don't know r refused @

[@] <1-8, 0,d,r>

>pr9b<

[r] And finally, did you get OXYCONTIN from a prescription
written for YOU? [n]

1 yes
5 no

d don't know r refused
@

[@] <1,5,d,r>

>end_pr< [allow int 1]
[store <1> in end_pr]

[#=====EVALUATION ITEMS =====]

>eval_1< [define <d><8>][define <r><9>]

[r] Did you find the last question about pain relievers hard to
understand, [n]

[r] confusing or unclear? [n]

[bold][yellow]

Interviewer: If appropriate explain to R that

we are asking this and the next questions to

obtain feedback from respondents to find out

if they understand the questions about pain relievers.

While most people have no problem with the question

meaning, we need to make sure this is true of

all types of respondents. [n][white]

1 yes
5 no

d don't know r refused
@

[@] <1>
<5,d,r> [goto eval_4]

>eval_2<

[r] Which questions did you find hard to understand, confusing or unclear? [n]

[bold][yellow]
Interviewer: If not obvious, please make sure you determine which question(s) R is referring to. [n][white]

1 Enter text, end with //

d don't know r refused
@

[@] <1> [specify]
<d,r>

>eval_3< [define <d><98>][define <r><99>]

[r] Can you tell me what made the question hard to understand, confusing or unclear? [n]

[bold][yellow]
Interviewer: If not obvious, please make sure you determine which question(s) R is referring to. [n][white]

1 Enter text, end with //

d don't know r refused
@

[@] <1> [specify]
<d,r>

>eval_4<

[bold][yellow]
Interviewer: Did you need to repeat the question in this section?

[n][white]

1 yes
5 no

d don't know r refused
@

[@] <1> [goto eval_4a]
<5,d,r> [goto END_EVAL]

>eval_4a<

[bold][yellow]
Which ones did you need to repeat?

[n][white]

1 Enter text, end with //

@

[@] <1> [specify]
<d,r>

>END_EVAL< [if pr2 eq <0> or pr2 ge <98>] [goto age][endif]

[# ===== DEMOGRAPHICS =====]

>age< [define <d><9998>][define <r><9999>][define <a><9997>]

[r] Finally, these last questions are for classification purposes only. [n]

[r] First, in what year were you born? [n]

1890-1991 Enter year

a after 1991

d don't know r refused
@

[@] <1890-1991>
<a,d,r>

>sd2< [define <d><98>][define <r><99>]

[r] What is the highest level of education you have completed? [n]

- 1 No schooling
- 2 Some elementary school
- 3 Completed elementary school
- 4 Some high school/junior high
- 5 Completed high school
- 6 Some community college
- 7 Some technical school (College Classique, CEGEP)

- 8 Completed community college
- 9 Completed technical school (College Classique, CEGEP)
- 10 Some University
- 11 Completed Bachelor's Degree (Arts, Science, Engineering, etc.)
- 12 Post graduate Training: MA, MSc, MBA, MSW, etc.
- 13 Post graduate Training: PhD, "doctorate"
- 14 Professional Degree (Law, Medicine, Dentistry)

d Don't Know r Refused
@

[@] <1-14,d,r>

>sd3< [define <s><0>]

[r] What is your religion? [n]

- 1 Anglican 8 Hindu 7 Orthodox
- 2 Baptist 9 Jehovah's Witness 16 Pentecostal
- 3 Born-again Christian 10 Jewish 17 Presbyterian
- 4 Buddhist 11 Latter Day Saints 18 Protestant
- 5 Catholic 12 Lutheran 5 RC
- 6 Christian 13 Mennonite 5 Roman Catholic
- 1 Church of England 22 Methodist 19 Salvation Army
- 7 Eastern Orthodox 11 Mormon 20 Sikh
- 1 Episcopalian 14 Muslim 21 United Church
- 7 Greek Orthodox 15 Non-denominational 23 Unitarian

s Other religion (specify)

97 No religion/Atheist d Don't know r Refused

@

[@] <1-23,97>
<d,r> [goto sd5]
<s> [specify]

>sd4< [define <d><998>] [define <r><999>]

[r] How often have you attended religious services in the last twelve months? [n]

[bold][yellow]
INTERVIEWER: if necessary, this does not include weddings and funerals.
[n][white]

0 Never

1-996 Enter number of times
997 997 times or more

d Don't Know r Refused
@

[@] <0,1-997,d,r>

>sd5< [define <d><8>] [define <r><9>]

[r] At present are you married, living with a partner, widowed, divorced, [n]
[r] separated, or have you never been married?
[n]

- 1 married
- 2 living with a partner
- 3 widowed
- 4 divorced
- 5 separated
- 6 never married

d don't know r refused
@

[@] <1-6,d,r>

>sd5a< [define <d><98>] [define <r><99>]

[r] Including yourself, how many people are currently living in your household? [n]

1-97 enter number

d don't know r refused
@

[@] <1-97,d,r>

>sd6r< [# revised item name in 2008B]

[r] Are you presently working for pay in a full-time or in a part-time job, are [n]
[r] you unemployed, retired, a homemaker, a student, or something else? [n]

- 1 full-time job (including those on vacations, pregnancy leave, illness, or other types of paid leave from work)
- 2 part-time job
- 3 two or more jobs (self-employed and work for pay, part-time and full-time work, etc.)
- 4 unemployed
- 5 retired (includes retired and working part-time)
- 6 homemaker
- 7 student (includes students working part-time)
- 8 self-employed
- 9 disability

0 other
d don't know r refused
@

[@] <1-5,8> [goto sd7]
<6>
<0,7,9,d,r> [goto sd7b]

>sd6b< [define <d><8>] [define <r><9>]

[r] Did you ever work for pay in a full-time or in a part-time job? [n]

1 yes

```

5 no

d don't know    r refused
@

[ @ ] <1>
<5,d,r> [goto sd7b]

>sd7< [define <d><8>][define <r><9>]

[if sd6r ge <1>][if sd6r le <3>]
[r] What is your main occupation?
[endif][endif]
[if sd6r eq <8>] [# self employed added]
[r] What is your main occupation?
[endif]
[if sd6r is <4>]
[r] When you were last employed, what was your main
occupation?          [n]
[endif]
[if sd6r is <5>]
[r] Before you retired, what was your main occupation?
[n]
[endif]
[if sd6r is <6>]
[r] When you were last employed, what was your main
occupation?          [n]
[endif]

[bold][yellow]
INTERVIEWER: Do not accept one word answers such as "co-
ordinator", "clerk",
"works at bank", "businessman" etc.

ASK FOR job title, what they do at this job and broader
industry!
[n][white]

1 Enter text, end with //

d don't know    r refused
@

[ @ ] <1> [specify]
<d,r>

>sd7b< [define <d><8>] [define <r><9>] [#ASK ALL]

[r] Do you currently have a valid driver's licence?
[n]

[bold][yellow]
Interviewer: if respondent says "no", ask "did you have one in
the past
12 months?"
[n][white]

1 yes

5 no
7 No, but I had one in the past 12 months

d don't know    r refused
@

```

```

[ @ ] <1>
<5,7,d,r> [goto sd8]

>sd7c< [#new in 2009] [define <d><8>] [define <r><9>]

[r] What type of driver's licence do you have now? Do you have a
level one [n]
[r] licence, a level two licence, or a full licence?
[n]

1 Level One licence (includes G1, M1, or 'learner's')
2 Level Two graduated licence (includes G2, M2,
'intermediate' or
'probationary')
3 Full licence (includes G, M or 'unrestricted')
4 other, specify
d don't know    r refused
@

[ @ ] <1-3,d,r>
<4>[specify]

>sd8< [define <d><98>][define <r><99>] [define <s><0>]

[r] What language do you usually speak in your own home?
[n]

6 ENGLISH    7 French

1 Cantonese  13 Italian    22 Somali
1 Chinese   14 Japanese    23 Spanish
2 Croatian  15 Korean      4 Swedish
3 Czech     16 Macedonian  24 Tamil
4 Danish    1 Mandarin     25 Ukranian
5 Dutch     4 Norwegian    26 Urdu
8 Filipino  17 Polish      27 Vietnamese
4 Finnish   18 Portuguese  28 Welsh
9 German    19 Punjabi     29 Yugoslavian
10 Greek    30 Romanian
11 Hindi    20 Russian
12 Hungarian 21 Serbian

s Other (specify)    r Refused
@

[ @ ] <1-30>
<s> [specify]
<d,r>

>sd8a<

[r] In what country were you born?
[n]

1 Canada    23 Iran
2 China     11 Jamaica    20 United States
22 Colombia 12 Netherlands /Holland  21 United
Kingdom
3 France    24 Pakistan
4 Germany   13 Philippines
5 Greece    14 Poland
6 Guyana    15 Portugal

```

7 Hong Kong 16 Romania
8 Hungary 17 Russia
9 India 18 Viet Nam
10 Italy 19 Sri Lanka

s Other (specify) r Refused
@

[@] <2-21>
<s>[specify]
<l,d,r>[goto sd9a]

>sd8b< [define <d><9998>][define <r><9999>]

[r] In what year did you first come to Canada to live?
[n]

[bold][yellow]
INTERVIEWER: Minimum is year of birth; maximum is current year.
[n][white]

1900-2009 Enter year

0 I was born a canadian citizen
d don't know r refused
@

[@] <1900-2009,0,d,r>

>sd9a< [define <s><0>] [define <d><98>] [define <r><99>]
[r] To what ethnic or cultural group did you, or your ancestors belong on first [n]
[r] coming to this continent? [n]
[bold][yellow]
INTERVIEWER: If R is not clear, say "Are you Scottish, Chinese, Greek, or something else?"
[n][white]
1 Australian 13 Ethiopian 24 Jamaican 33 Portuguese 41 Vietnamese
2 Austrian 14 French 25 Japanese 34 Russian 8 Yugoslavian
3 Bahamian 10 Finnish 26 Jewish 6 SCOTTISH 6 Welsh
4 Bangladeshi 15 German 27 Korean 8 Serbian 95 Aboriginal
5 BLACK/African 16 Greek 28 Lebanese 35 Punjabi
96 Canadian
6 British 17 Guyanese 8 Macedonian 36 Somalia
7 Chinese 18 Haitian 1 New Zealand 9 Slovakian
8 Croatian 11 Holland 11 Netherlands 37 Spanish
9 Czech 19 Hungarian 29 Nigerian 38 Sri Lanka
10 Danish 20 Irish 10 Norwegian 10 Swedish
11 Dutch 21 Italian 30 Pakistani 38 Tamil
6 English 22 Indian 31 Philipino 39 Trinidadian
12 El Salvador 23 Israeli 32 Polish 40 Ukrainian
41 Romanian 42 Colombian 43 Iranian

s Other (specify) d Don't know r Refused @

[@] <1-41,95,96>[goto sd9c]
<d,r> [goto sd10]
<s> [specify]

>sd9c< [define <d><98>] [define <r><99>] [define <s><0>]
[bold][yellow] (INTERVIEWER: Enter SECOND mention only here.[n][white]

97 NO SECOND MENTION
1 Australian 13 Ethiopian 24 Jamaican 33 Portuguese 41 Vietnamese
2 Austrian 14 French 25 Japanese 34 Russian 8 Yugoslavian
3 Bahamian 10 Finnish 26 Jewish 6 SCOTTISH 6 Welsh
4 Bangladeshi 15 German 27 Korean 8 Serbian 95 Aboriginal
5 BLACK/African 16 Greek 28 Lebanese 35 Punjabi
96 Canadian
6 British 17 Guyanese 8 Macedonian 36 Somalia
7 Chinese 18 Haitian 1 New Zealand 9 Slovakian
8 Croatian 11 Holland 11 Netherlands 37 Spanish
9 Czech 19 Hungarian 29 Nigerian 38 Sri Lanka
10 Danish 20 Irish 10 Norwegian 10 Swedish
11 Dutch 21 Italian 30 Pakistani 38 Tamil
6 English 22 Indian 31 Philipino 39 Trinidadian
12 El Salvador 23 Israeli 32 Polish 40 Ukrainian
41 Romanian 42 Colombian 43 Iranian

s Other (specify) d Don't know r Refused
@

[@] <1-41,95,96,97,d,r>
<s> [specify]

>sd10< [define <d><999998.00>][define <r><999999.00>]

[r] Could you please tell me how much income you and other members of your [n]
[r] household received in the year ending December 31st 2008, before taxes? [n]

[r] Please include income FROM ALL SOURCES such as savings, pensions, rent, and [n]
[r] unemployment insurance as well as wages.
[n]

[r] TO THE NEAREST THOUSAND DOLLARS, what was your TOTAL HOUSEHOLD INCOME before[n]
[r] taxes and other deductions were made?
[n]

@ Enter full amount (include thousands)
d don't know r refused

[@] <1000.00-999996.00> [input format dollar commas] [goto sd16r]
<d,r>

>sd10b< [define <d><98>][define <r><99>]

[r] We don't need the exact amount; could you tell me which of these broad [n]
[r] categories it falls into... [n]

1...less than \$20,000
2...between \$20,000 and \$30,000 (\$29,999.99)
3...between \$30,000 and \$40,000

```

4...between $40,000 and $50,000
5...between $50,000 and $60,000
6...between $60,000 and $70,000
7...between $70,000 and $80,000
8...between $80,000 and $90,000
9...between $90,000 and $100,000, or
10...more than $100,000?

d Don't Know    r Refused
@

[ @ ] <1-10,d,r>

>sd16r< [define <d><8>] [define <r><9>]

[r] During the past 12 months, have you used the Internet or
online services at [n]
[r] home, elsewhere, both at home and elsewhere, or not at all?
    [n]

    1 yes, at home only
    3 yes, elsewhere only
    5 yes, both at home and elsewhere

    7 no, did not use

d don't know    r refused
@

[ @ ] <1,3,5,7,d,r>

[# ===== begin POSTAL code routine
=====]

>IN_POSTAL< [allow int 1]
    [if not entry mode][goto DONE_POSTAL][endif]
    [store <1> in IN_POSTAL]
    [start timer]
    [start question count]

>timer_POSTAL< [allow int 6]
>count_POSTAL< [allow int 2]

>START_POSTAL< [undefine <d>][undefine <r>] [# core]

>problem1< [template]

[if PROV is <10>]
    Postal Codes in NEWFOUNDLAND must begin with: A
[endif]
[if PROV is <11>]
    Postal Codes in PRINCE EDWARD ISLAND must begin with:
C
[endif]
[if PROV is <12>]
    Postal Codes in NOVA SCOTIA must begin with: B
[endif]
[if PROV is <13>]
    Postal Codes in NEW BRUNSWICK must begin with: E
[endif]
[if PROV is <24>]
    Postal Codes in QUEBEC must begin with: G, H, or J
[endif]

```

```

[if PROV is <35>]
    Postal Codes in ONTARIO must begin with: K,L,M,N,or P
[endif]
[if PROV is <46>]
    Postal Codes in MANITOBA must begin with: R
[endif]
[if PROV is <47>]
    Postal Codes in SASKATCHEWAN must begin with: S
[endif]
[if PROV is <48>]
    Postal Codes in ALBERTA must begin with: T
[endif]
[if PROV is <59>]
    Postal Codes in BRITISH COLUMBIA must begin with: V
[endif]
[if PROV is <60>]
    Postal Codes in YUKON must begin with: Y
[endif]
[if PROV is <61>]
    Postal Codes in NORTHWEST TERRITORY and NUNAVUT
must begin with: X
[endif]

[end]

>POSTALWINS< [window 3 destroy]
    [window 3 default]
    [window 3 size 14 rows 80 columns]
    [window 3 background blue]
    [window 3 no border]

    [window 6 destroy]
    [window 6 start row 20 column 1]
    [window 6 size 17 rows 80 columns]
    [window 6 border]
    [window 6 displays]
    [window 6 background yellow]

>POSTAL< [display problem1 window 6]
    [open POSTAL][optional all]
    [autoadvance]

[r] Can you tell me your postal code please?           [n]

[bold][yellow] Interviewer: Use "d" for don't know or refused at
first item only [n][white]

    @1@2@3 @4@5@6
    d

[ @ 1 ][allow 1][reject nonalpha label <only letters here>][anychar]
    <d> [goto POSTAL1]
[ @ 2 ][allow int 1]<0-9>
[ @ 3 ][allow 1][reject nonalpha][anychar]
[ @ 4 ][allow int 1]<0-9>
[ @ 5 ][allow 1][reject nonalpha][anychar]
[ @ 6 ][allow int 1]<0-9>

>POSTAL.2<

[r] Pouvez-vous me donner votre code postal, s'il-vous-pla?t?
    [n]

[bold][yellow] Interviewer: Use "d" for don't know or refused at
first item only [n][white]

```

```

@1@2@3 @4@5@6
d

>POSTAL1< [if POSTAL@1 is <d> or POSTAL@1 is <D>]
  [store <9> in POSTAL@1]
  [store <9> in POSTAL@2]
  [store <9> in POSTAL@3]
  [store <9> in POSTAL@4]
  [store <9> in POSTAL@5]
  [store <9> in POSTAL@6]
  [goto FSA]
[endif]
[if POSTAL@2 is <d> or POSTAL@2 is <D>]
  [store <9> in POSTAL@1]
  [store <9> in POSTAL@2]
  [store <9> in POSTAL@3]
  [store <9> in POSTAL@4]
  [store <9> in POSTAL@5]
  [store <9> in POSTAL@6]
  [goto FSA]
[endif]
[if POSTAL@3 is <d> or POSTAL@3 is <D>]
  [store <9> in POSTAL@1]
  [store <9> in POSTAL@2]
  [store <9> in POSTAL@3]
  [store <9> in POSTAL@4]
  [store <9> in POSTAL@5]
  [store <9> in POSTAL@6]
  [goto FSA]
[endif]

>PCV1< [allow 7][store <> in PCV1]
>PCV2< [allow 5][store <> in PCV2]
>PCV3< [allow 7][store <> in PCV3]
>PCV4< [allow 5][store <> in PCV4]
>PCV5< [allow 7][store <> in PCV5]
>PCV6< [allow 5][store <> in PCV6]

>PCV1F< [allow 8][store <> in PCV1F]
>PCV2F< [allow 6][store <> in PCV2F]
>PCV3F< [allow 8][store <> in PCV3F]
>PCV4F< [allow 6][store <> in PCV4F]
>PCV5F< [allow 8][store <> in PCV5F]
>PCV6F< [allow 6][store <> in PCV6F]

>LOAD3< [if POSTAL@3 is <a> or POSTAL@3 is <A>]
  [store <Adam> in PCV3]
  [store <Adam> in PCV3F]
[else]
[if POSTAL@3 is <b> or POSTAL@3 is <B>]
  [store <Betty> in PCV3]
  [store <Bertrand> in PCV3F]
[else]
[if POSTAL@3 is <c> or POSTAL@3 is <C>]
  [store <Charlie> in PCV3]
  [store <Charles> in PCV3F]
[else]
[if POSTAL@3 is <d> or POSTAL@3 is <D>]
  [store <David> in PCV3]
  [store <David> in PCV3F]
[else]
[if POSTAL@3 is <e> or POSTAL@3 is <E>]
  [store <Edward> in PCV3]
  [store <Edouard> in PCV3F]
[else]

[if POSTAL@3 is <f> or POSTAL@3 is <F>]
  [store <Frank> in PCV3]
  [store <Francis> in PCV3F]
[else]
[if POSTAL@3 is <g> or POSTAL@3 is <G>]
  [store <George> in PCV3]
  [store <Georges> in PCV3F]
[else]
[if POSTAL@3 is <h> or POSTAL@3 is <H>]
  [store <Henry> in PCV3]
  [store <Henri> in PCV3F]
[else]
[if POSTAL@3 is <i> or POSTAL@3 is <I>]
  [store <Indigo> in PCV3]
  [store <Indigo> in PCV3F]
[else]
[if POSTAL@3 is <j> or POSTAL@3 is <J>]
  [store <John> in PCV3]
  [store <Jean> in PCV3F]
[else]
[if POSTAL@3 is <k> or POSTAL@3 is <K>]
  [store <King> in PCV3]
  [store <Kevin> in PCV3F]
[else]
[if POSTAL@3 is <l> or POSTAL@3 is <L>]
  [store <Lewis> in PCV3]
  [store <Louis> in PCV3F]
[else]
[if POSTAL@3 is <m> or POSTAL@3 is <M>]
  [store <Mary> in PCV3]
  [store <Marie> in PCV3F]
[else]
[if POSTAL@3 is <n> or POSTAL@3 is <N>]
  [store <Nancy> in PCV3]
  [store <Nancy> in PCV3F]
[else]
[if POSTAL@3 is <o> or POSTAL@3 is <O>]
  [store <Otto> in PCV3]
  [store <Olivier> in PCV3F]
[else]
[if POSTAL@3 is <p> or POSTAL@3 is <P>]
  [store <Peter> in PCV3]
  [store <Pierre> in PCV3F]
[else]
[if POSTAL@3 is <q> or POSTAL@3 is <Q>]
  [store <Queen> in PCV3]
  [store <Qu?bec> in PCV3F]
[else]
[if POSTAL@3 is <r> or POSTAL@3 is <R>]
  [store <Robert> in PCV3]
  [store <Robert> in PCV3F]
[else]
[if POSTAL@3 is <s> or POSTAL@3 is <S>]
  [store <Susan> in PCV3]
  [store <Sylvie> in PCV3F]
[else]
[if POSTAL@3 is <t> or POSTAL@3 is <T>]
  [store <Thomas> in PCV3]
  [store <Thomas> in PCV3F]
[else]
[if POSTAL@3 is <u> or POSTAL@3 is <U>]
  [store <Union> in PCV3]
  [store <Univers> in PCV3F]
[else]
[if POSTAL@3 is <v> or POSTAL@3 is <V>]
  [store <Victor> in PCV3]
  [store <Victor> in PCV3F]
[else]

```

```

[if POSTAL@3 is <w> or POSTAL@3 is <W>]
  [store <William> in PCV3]
  [store <William> in PCV3F]
[else]
[if POSTAL@3 is <x> or POSTAL@3 is <X>]
  [store <X-ray> in PCV3]
  [store <Xerox> in PCV3F]
[else]
[if POSTAL@3 is <y> or POSTAL@3 is <Y>]
  [store <Young> in PCV3]
  [store <Yvon> in PCV3F]
[else]
[if POSTAL@3 is <z> or POSTAL@3 is <Z>]
  [store <Zebra> in PCV3]
  [store <Z?bre> in PCV3F]
[endif all]

>LOAD5< [if POSTAL@5 is <a> or POSTAL@5 is <A>]
  [store <Adam> in PCV5]
  [store <Adam> in PCV5F]
[else]
[if POSTAL@5 is <b> or POSTAL@5 is <B>]
  [store <Betty> in PCV5]
  [store <Bertrand> in PCV5F]
[else]
[if POSTAL@5 is <c> or POSTAL@5 is <C>]
  [store <Charlie> in PCV5]
  [store <Charles> in PCV5F]
[else]
[if POSTAL@5 is <d> or POSTAL@5 is <D>]
  [store <David> in PCV5]
  [store <David> in PCV5F]
[else]
[if POSTAL@5 is <e> or POSTAL@5 is <E>]
  [store <Edward> in PCV5]
  [store <Edouard> in PCV5F]
[else]
[if POSTAL@5 is <f> or POSTAL@5 is <F>]
  [store <Frank> in PCV5]
  [store <Francis> in PCV5F]
[else]
[if POSTAL@5 is <g> or POSTAL@5 is <G>]
  [store <George> in PCV5]
  [store <Georges> in PCV5F]
[else]
[if POSTAL@5 is <h> or POSTAL@5 is <H>]
  [store <Henry> in PCV5]
  [store <Henri> in PCV5F]
[else]
[if POSTAL@5 is <i> or POSTAL@5 is <I>]
  [store <Indigo> in PCV5]
  [store <Indigo> in PCV5F]
[else]
[if POSTAL@5 is <j> or POSTAL@5 is <J>]
  [store <John> in PCV5]
  [store <Jean> in PCV5F]
[else]
[if POSTAL@5 is <k> or POSTAL@5 is <K>]
  [store <King> in PCV5]
  [store <Kevin> in PCV5F]
[else]
[if POSTAL@5 is <l> or POSTAL@5 is <L>]
  [store <Lewis> in PCV5]
  [store <Louis> in PCV5F]
[else]
[if POSTAL@5 is <m> or POSTAL@5 is <M>]

```

```

  [store <Mary> in PCV5]
  [store <Marie> in PCV5F]
[else]
[if POSTAL@5 is <n> or POSTAL@5 is <N>]
  [store <Nancy> in PCV5]
  [store <Nancy> in PCV5F]
[else]
[if POSTAL@5 is <o> or POSTAL@5 is <O>]
  [store <Otto> in PCV5]
  [store <Olivier> in PCV5F]
[else]
[if POSTAL@5 is <p> or POSTAL@5 is <P>]
  [store <Peter> in PCV5]
  [store <Pierre> in PCV5F]
[else]
[if POSTAL@5 is <q> or POSTAL@5 is <Q>]
  [store <Queen> in PCV5]
  [store <Qu?bec> in PCV5F]
[else]
[if POSTAL@5 is <r> or POSTAL@5 is <R>]
  [store <Robert> in PCV5]
  [store <Robert> in PCV5F]
[else]
[if POSTAL@5 is <s> or POSTAL@5 is <S>]
  [store <Susan> in PCV5]
  [store <Sylvie> in PCV5F]
[else]
[if POSTAL@5 is <t> or POSTAL@5 is <T>]
  [store <Thomas> in PCV5]
  [store <Thomas> in PCV5F]
[else]
[if POSTAL@5 is <u> or POSTAL@5 is <U>]
  [store <Union> in PCV5]
  [store <Univers> in PCV5F]
[else]
[if POSTAL@5 is <v> or POSTAL@5 is <V>]
  [store <Victor> in PCV5]
  [store <Victor> in PCV5F]
[else]
[if POSTAL@5 is <w> or POSTAL@5 is <W>]
  [store <William> in PCV5]
  [store <William> in PCV5F]
[else]
[if POSTAL@5 is <x> or POSTAL@5 is <X>]
  [store <X-ray> in PCV5]
  [store <Xerox> in PCV5F]
[else]
[if POSTAL@5 is <y> or POSTAL@5 is <Y>]
  [store <Young> in PCV5]
  [store <Yvon> in PCV5F]
[else]
[if POSTAL@5 is <z> or POSTAL@5 is <Z>]
  [store <Zebra> in PCV5]
  [store <Z?bre> in PCV5F]
[endif all]

[endif all]

```

```
>CHECK_POSTAL< [allow int 1][autoadvance end]
```

```

[r] So just to confirm I've entered everything correctly, your
postal code is: [n]
[r] [fill PCV1] [fill PCV2] [fill PCV3] [fill PCV4] [fill PCV5]
[fill PCV6] ([fill POSTAL@1] [fill POSTAL@2] [fill

```

```

POSTAL@3] [fill POSTAL@4] [fill POSTAL@5] [fill
POSTAL@6)]. [n]

[r] Is that correct? [n]

1 Yes
5 No

r refused
@

[@]<1,9> [goto FSA]
<5> [goto FIX_POSTAL]

>CHECK_POSTAL.2<

[r] Donc, juste pour confirmer que j'ai bien entré ?a
correctement, votre code [n]
[r] postale est le: [n]
[r] [fill PCV1F] [fill PCV2F] [fill PCV3F] - [fill PCV4F] [fill
PCV5F] [fill PCV6F] ([fill POSTAL@1] [fill POSTAL@2] [fill
POSTAL@3] [fill POSTAL@4] [fill POSTAL@5] [fill
POSTAL@6]). [n]

[r] C'est bien ?a? [n]

1 Oui
5 Non

r refus
@

>FIX_POSTAL< [store <> in POSTAL@1]
[store <> in POSTAL@2]
[store <> in POSTAL@3]
[store <> in POSTAL@4]
[store <> in POSTAL@5]
[store <> in POSTAL@6]
[store <> in CHECK_POSTAL]
[goto POSTAL]

>FSA< [allow 3]
[make FSA from POSTAL@1 POSTAL@2 POSTAL@3]

>LDU< [allow 3]
[make LDU from POSTAL@4 POSTAL@5 POSTAL@6]

>POSTAL2< [if FSA is <999> goto DONE_POSTAL]

>DONE_POSTAL< [window 3 destroy]
[window 3 default]
[window 3 background blue]
[window 3 no border]
[window 6 destroy]

>OUT_POSTAL< [allow int 1]
[if not entry mode][goto END_POSTAL][endif]
[store <1> in OUT_POSTAL]
[stop timer][record timer in timer_POSTAL]
[stop question count][record question count in
count_POSTAL]

```

```

>END_POSTAL<

[#-----end of POSTAL code routine-----]

>ISR1< [goto cd]
[define <d><98>][define <r><99>]

[r] Not including cell phones, how many separate telephone
NUMBERS are there [n]
[r] in this household? [n]

1 One
2-97 Enter exact number

d Don't Know r Refused
@

[@] <1,d,r> [goto ISR3]
<2-97>

>ISR2< [define <d><98>] [define <r><99>]

[r] How many of these numbers are used only for business
purposes or by children [n]
[r] under 18 years of age? [n]

0-97 enter exact number

d don't know r refused
@

[@] <0-97,d,r>

>ISR3< [define <d><8>] [define <r><9>]

[r] Is telephone number [fill AREA]-[fill PRFX:0]-[fill SUFX:0]
listed in the [n]
[r] current telephone directory? [n]

1 yes
5 no

d don't know r refused
@

[@] <1,5,d,r>

>cd< [if area eq <416>][goto cty1][endif]
[if area eq <519>][goto cty2][endif]
[if area eq <613>][goto cty3][endif]
[if area eq <705>][goto cty4][endif]
[if area eq <807>][goto cty5][endif]

>cty1< [allow int 2][define <d><98>] [define <r><99>][define
<s><0>]

[r] In what COUNTY or regional municipality do you live?
[n]

18 Durham RM(Oshawa Ajax Newcastle Pickering Whitby)

```

28 Haldimand-Norfolk RM(Nanticoke Dunnville Simcoe Delhi Norfolk)
 24 Halton RM(Burlington Halton Hills Milton Oakville)
 25 Hamilton-Wentworth RM(Ancaster Dundas Flamborough Stoney Creek)
 20 Metro Toronto(North York York East York Scarborough Etobicoke)
 26 Niagara RM(St Kitts Thorold Welland Niagara-on-the-Lake Grimsby)
 14 Northumberland C(Brighton Cobourg Port Hope)
 21 Peel RM(Brampton Mississauga Caledon)
 43 Simcoe C(Barrie Orillia Collingwood Midland Wasaga Beach)
 19 York RM(Aurora Markham Newmarket RichHill Vaughan King)

s Other (specify)

d Don't Know r Refused
 @

[@] <18,28,24,25,20,26,14,21,43,19,d,r> [goto end_cty]
 <s> [specify][goto end_cty]

>cty2< [allow int 2][equiv cty1] [define <d><98>] [define <r><99>][define <s><0>]

[r] In what COUNTY or regional municipality do you live?
 [n]

29 Brant C(Brantford Paris Burford)
 41 Bruce C(Kincardine Port Elgin Southampton Walkerton Warton)
 22 Dufferin C(Orangeville Shelburne Grand Valley)
 34 Elgin C(St Thomas Aylmer Port Stanley)
 37 Essex C(Windsor Amherstburg Leamington Tecumseh)
 42 Grey C(Owen Sound Durham Hanover)
 28 Haldimand-Norfolk RM(Nanticoke Dunnville Simcoe Delhi Norfolk)
 25 Hamilton-Wentworth RM(Ancaster Dundas Flamborough Stoney Creek)
 40 Huron C(Clinton Exeter Goderich Seaforth Wingham)
 36 Kent C(Chatham Blenheim Wallaceburg)
 38 Lambton C(Sarnia Forest Petrolia)
 39 Middlesex C(London Strathroy)
 32 Oxford C(Woodstock Ingersoll Tillsonburg)
 21 Peel RM(Brampton Mississauga Caledon)
 31 Perth C(Stratford St Marys Listowel)
 30 Waterloo RM(Cambridge Kitchener Wilmot Woolwich)
 23 Wellington C(Guelph Fergus Mount Forest Arthur Elora)
 s other (specify) d don't know r refused
 @

[@] <29,41,22,34,37,42,28,25,40,36,38,39,32,21,31,30,23> [goto end_cty]
 <d,r> [goto end_cty]
 <s> [specify][goto end_cty]

>cty3< [allow int 2][equiv cty1][define <d><98>] [define <r><99>][define <s><0>]

[r] In what COUNTY or regional municipality do you live?
 [n]

10 Frontenac C(Kingston)
 46 Haliburton C(Minden)
 12 Hastings C(Bellefleur Trenton Tweed Bancroft)
 09 Lanark C(Almonte Carleton Place Smith Falls Perth)
 07 Leeds & Grenville C(Brockville Gananoque Prescott)
 11 Lennox & Addington C(Napanee Bath Newburgh)

48 Nipissing D(North Bay Mattawa Sturgeon Falls)
 14 Northumberland C(Brighton Cobourg Port Hope)
 06 Ottawa-Carleton RM(Gloucester Kanata Nepean Vanier Cumberland)
 02 Prescott & Russell C(Hawkesbury Rockland)
 13 Prince Edward C(Picton Bloomfield Wellington)
 47 Renfrew C(Pembroke Arnprior Deep River Barry_s Bay)
 01 Stormont, Dundas & Glengary C(Cornwall Alexandria)

s other (specify) d don't know r refused
 @

[@] <10,46,12,09,07,11,48,14,06,02,13,47,01> [goto end_cty]
 <d,r> [goto end_cty]
 <s> [specify][goto end_cty]

>cty4<[allow int 2][equiv cty1]

[r] In what COUNTY or regional municipality do you live?
 [n]

57 Algoma D(Sault Ste Marie Blind River Elliott Lake)
 56 Cochrane D(Timmins Hearst Kapuskasing)
 18 Durham RM(Oshawa Ajax Newcastle Pickering Whitby)
 46 Haliburton C(Minden)
 51 Manitoulin D(Gore Bay Little Current)
 44 Muskoka DM(Bracebridge Gravenhurst Huntsville)
 48 Nipissing D(North Bay Mattawa Sturgeon Falls)
 14 Northumberland C(Brighton Cobourg Port Hope)
 49 Parry Sound D(Powassan)
 15 Peterborough C(Havelock Lakefield)
 47 Renfrew C(Pembroke Arnprior Deep River Barry_s Bay)
 43 Simcoe C(Barrie Orillia Collingwood Midland Wasaga Beach)
 53 Sudbury RM(Capreol Nickel Centre Rayside Valley East)
 52 Sudbury D(Espanola Chapleau)
 54 Timiskaming D(Cobalt Haileybury Kirkland Lake New Liskeard)
 16 Victoria C(Lindsay Bobcaygeon Fenelon Falls)
 19 York RM(Aurora Markham Newmarket RichHill Vaughan King)
 s other (specify) d don't know r refused
 @

[@] <57,56,18,46,51,44,48,14,49,15,47,43,53,52,54,16,19> [goto end_cty]
 <d,r> [goto end_cty]
 <s> [specify][goto end_cty]

>cty5< [allow int 2][equiv cty1][define <d><98>] [define <r><99>][define <s><0>]

[r] In what COUNTY or regional municipality do you live?
 [n]

60 Kenora D(Dryden Keewatin Sioux Lookout)
 59 Rainy River D(Fort Francis)
 58 Thunder Bay D(Geraldton Longlac)

s Other (specify)

d Don't Know r Refused
 @

[@] <60,59,58,d,r>
 <s> [specify]

>end_cty<

[# =====RESPONDENT EVALUATIONS =====]

>re1< [define <d><8>] [define <r><9>]

[r] Do you think this interview was MUCH too long, SOMEWHAT long, or ABOUT right? [n]

- 1 much too long
- 3 somewhat long
- 5 about right

d don't know r refused
@

[@] <1,3,5,d,r>

>re2< [define <d><8>] [define <r><9>]

[r] Overall, would you say that this interview was not at all difficult, somewhat [n]

[r] difficult, or much too difficult to do? [n]

- 1 not at all difficult
- 3 somewhat difficult
- 5 much too difficult

d don't know r refused
@

[@] <1,3,5,d,r>

>re3a< [define <d><8>] [define <r><9>]

[r] Were there any questions which you found confusing or unclear? [n]

- 1 yes
- 5 no

d don't know r refused
@

[@] <1>

<5,d,r> [goto re4]

>re3b< [define <d><8>] [define <r><9>]

[r] What were they? [n]

[bold][cyan] The questions which you found confusing or unclear [n][white]

1 enter text, end with //

d Don't Know r Refused
@

[@] <1> [specify]
<d,r>

>re3c< [define <d><8>][define <r><9>]

[r] What was confusing or unclear about the questions? [n]

1 enter text, end with //

d Don't Know r Refused
@

[@] <1> [specify]
<d,r>

>re4< [define <d><8>] [define <r><9>]

[r] Were there any instances where you understood a question, but still found it [n]

[r] difficult to answer? [n]

- 1 Yes
- 5 No

d Don't Know r Refused
@

[@] <1>
<5,d,r> [goto stop]

>re4b< [define <d><8>][define <r><9>]

[r] What were they? [n]

[bold][cyan]

Were there any instances where you understood a question, but still found it

difficult to answer? [n][white]

1 enter text, end with //

d Don't Know r Refused
@

[@] <1> [specify]
<d,r>

>re4c< [define <d><8>][define <r><9>]

[r] Why were they difficult? [n]

1 enter text, end with //

d Don't Know r Refused
@

[@] <1> [specify]
<d,r>

>stop< [if ETIM eq <>][settime ETIM][endif]
[goto SET]

Appendix D
Derived Variables

DERIVED VARIABLES 2009

Several derived variables have been created on the CM data file. In this section, the methods used to derive the more complex variables and some of the coding structures are described. Some of the derived variables have been grouped for ease of use.

In some cases, the creation of intermediate variables was needed due to the complex structure of the derived variable. These intermediate variables are also listed and documented as much as possible. Also, due to the complexity of the coding structure and analysis requests, for some of the grouped and derived variables, alternatively coded versions have been created. Some of these alternatively coded variables are also listed and documented. The descriptions of the derived variables below are listed according to topic.

Most of the derived variables listed in this chapter are also included in the merged file “CM 1996-2009”, but they might not be available for every single year. Therefore users of the merged file should first verify if the variables they are interested in are available for all years included in the merged file or might have been asked some years only.

Panel Questionnaire panel (1-Jan-June; 2- July-Dec)

Smoking

SSTATUS3	Smoking status (3 cat)
SSTATUS5	Smoking status (5 cat)
TOB12M	Tobacco use - past 12m
SDAILY	Daily smoking - past 12m
NCIGCAT	Number of cigarettes smoked daily – smokers– past 12m
NCIGTCAT	Number of cigarettes smoked daily – total sample– past 12m

Alcohol Use

ALCSTAT3	Drinking status
ALCLIFE	Alcohol use lifetime
ALC12M	Alcohol use past 12 months
ALC30D	Alcohol use past 30 days
ALDAILY	Daily drinking - past 12 months
QFVOL	Total volume of alcohol consumed in standard drinks in past 12 months
QFVOLWK	Weekly volume of alcohol consumed in standard drinks in past 12 months
FIVEMN	Five+ drinks in a single sitting once a month or more often, past 12m
FIVEWK	Five+ drinks in a single sitting once a week or more often, past 12m
FIVE30BI	Five+ drinks in a single sitting once a week or more often, past 30 days (binary)
ALC7D	Total standard drinks in past 7 days
ALCLEV4	Daily alcohol intake level (past 12 months)
LRISKDRK	Percent exceeding the low-risk drinking guidelines (past 7 days)
ALCTYP6	Drinking pattern (6 categories) (total sample)
ALCSTAT6	Drinking pattern (6 categories) (total sample) (for CAS/CADUMS)

Alcohol Use Problems (AUDIT)

AUDIT	AUDIT total score (total sample)
AUDIT8	AUDIT score - 8+ cut-off (total sample)
AUDITC	AUDIT score for consumption/ intake
AUDITD	AUDIT score for dependence
AUDITAC	AUDIT score for adverse consequences
AUDITP	AUDIT score for problems (adverse consequences + dependence)

Cannabis Use

CANLIFE	Cannabis use lifetime
CAN12M	Cannabis use past 12 months
CAN3M	Cannabis use past 3 months
CAN30D	Cannabis use past 30 days

Cannabis Use Problems (WHO's ASSIST ; CUDIT)

ASISTCAN	Cannabis ASSIST score
ASISTCN3	Risk level for cannabis consumption (3 categories)
ASISTCN2	Risk level for cannabis consumption (2 categories)
CUDIT	CUDIT total score (total sample)
CUDIT8	CUDIT score - 8+ cut-off (total sample)

Driving and Substance Use

DKDRIV	Driven a motor vehicle after having 2 standard drinks of alcohol within 1 hour before driving (among valid drivers) - past 12m
DKDRIV30	Driven a motor vehicle after having 2 standard drinks of alcohol within 1 hour before driving (among valid drivers) - past 30 days
CANDRIV	Driven a motor vehicle after using cannabis within 2 hours before driving (among valid drivers) – past 12m
DRIVER	Licensed driver in the past 12m

Mental Health (GHQ12)

GHQ1-GHQ12	GHQ items (1 to 12) recoded 0 through 3, and binary: 1-0 (ghq1_bi to ghq12_bi)
GHQ12L	GHQ12 total score (total sample)
GHQ3PLUS	GHQ12 score - 3+ cut-off (total sample)

Health Related Quality of Life Measures (Panel B only)

FAIRHLT	Percent fair or poor health
FAIRMHLT	Percent fair or poor mental health
UNHLTPD	Physically unhealthy days
UNHLTMD	Mentally unhealthy days
ACTLIMD	Activity limitation days
UNHLTD	Sum of unhealthy days (physically & mentally)
MENTDISD	Frequent mental distress days

Prescription Medication for Anxiety and Depression

PS11T	Any use of Anxiety Medication - past 12m
PS16T	Any use of Depression Medication - past 12m

Prescription OPIOID Pain Reliever Use

PR12M	Any use of Prescription Pain Reliever - past 12m
PRHI12M	Prescription Pain Reliever - use to get high - past 12m
ANYNMPR	Any use of Non-Medical Prescription Pain Reliever - past 12m
OXY12M	Any use of OXYCONTIN - past 12m

Demographics

AGECAT3	Age recoded in 3 categories
AGECAT5	Age recoded in 5 categories
EDUCAT4	Highest level of education recoded (4 categories)
MARSTAT3	Marital status recoded (3 categories)
MARSTAT4	Marital status recoded (4 categories)
EMPCAT8	Employment status recoded (8 categories)
HINCCAT5	Household Income (5 categories)
LANG	Language spoken at home
RUR_URB	Location of Household
REGPH7	Public Health Region (7 categories)
LHIN	Local Health Integration Networks (14 categories)

DERIVED VARIABLES

SMOKING

SSTATUS3 Smoking status - Standard to Health Canada

Based on tc1, tc2, tc5

SSTATUS3=	DESCRIPTION	CONDITION
1	Current smoker	(tc1=1, 3) OR (tc1=5 AND tc2=1 AND tc5 =1)
2	Former smoker (includes those who “recently” quit- 1-11 months ago)	(tc1 =5 AND tc2=1 AND tc5=2,3,4,5) OR (tc1=3 AND tc5=2,3,4,5)
3	Never smoker (never 100 cigarettes)	tc2=5

SSTATUS5 Smoking status - detailed

Based on SSTATUS3, tc3, tc1

SSTATUS5=	DESCRIPTION	CONDITION
1	Current daily smoker	SSTATUS3=1, AND tc1=1
2	Current non-daily smoker	SSTATUS3=1, AND tc1=3
3	Former daily smoker	SSTATUS3=2, AND tc3=1
4	Former non-daily smoker	SSTATUS3=2, AND tc3=5
5	Never 100 cigarettes	SSTATUS3=3

TOB12M Tobacco use past 12 months

Based on SSTATUS3

TOB12M=	DESCRIPTION	CONDITION
0	Not smoked past 12 months	SSTATUS3=2,3
1	Current smoker past 12 months	SSTATUS3=1

See also : **SDAILY** - Daily smoking (coded 0-1);
NCIGCAT, NCIGTCAT - No. of cigarettes smoked in categories.

ALCOHOL

ALCSTAT3 Drinking status (past 12 months)

Based on ac1 and ac2

ALCSTAT3=	DESCRIPTION	CONDITION
1	Past 12 months drinker	ac1=1
2	Former drinker	ac2=1 AND ac1=5
3	Abstainer (never drank)	ac2=5 AND ac1=5

ALC12M Alcohol use past 12 months

Based on ALCSTAT3

ALC12M=	DESCRIPTION	CONDITION
0	Not used alcohol past 12 months	ALCSTAT3=2,3
1	Used alcohol past 12 months	ALCSTAT3=1

See also : **ALCLIFE** – Used alcohol lifetime; **ALC30D** – Used alcohol past 30 days.

QFVOL Volume of alcohol consumed in standard drinks in past year.

Estimated using usual quantity by usual frequency approach.

Based on ac5 and ac6a.

$QFVOL = ac5 \text{ (recoded)} * ac6a.$

Note: AC5 (frequency of use of alcohol) and related frequency categories are recoded as follows:

- 1 'more than once a day' = 365 times
- 2 'about every day' = 365 times
- 3 '4 to 5 times a week' = 234 times
- 4 '2 to 3 times a week' = 130 times
- 5 'once a week' = 52 times
- 6 '2 to 3 times a month' = 30 times
- 7 'once a month' = 12 times
- 8 'less than once a month' = 6 times

QFVOL =	DESCRIPTION
0 through 9,000	Number of standard drinks in past 12 months
99999	Missing

See also : **QFVOLWK** - Volume of alcohol consumed weekly in standard drinks in past year.

ALDAILY Daily drinking

Based on ac5 -- recoded for total sample.

ALDAILY=	DESCRIPTION	CONDITION
0	Non-daily /non-drinker past 12 months	ac5=3 through 8, and system missing=0
1	Daily drinker past 12 months	ac5=1,2

FIVEWK Five or more drinks in a single sitting weekly (in the past 12 months)

Based on item five – recoded for total sample

FIVEWK=	DESCRIPTION	CONDITION
0	No/ non-drinker past 12 months	five =5 through 9, and system missing =0
1	Five plus weekly past 12 months	five =1 through 4

See also:

FIVEMN - Five or more drinks in a single sitting monthly;**FIVE30BI** - Five or more drinks in a single sitting at least once in the apst 30 days.**ALCTYP6** - Drinking pattern (6 categories) (total sample)**ALCSTAT6** - Drinking pattern (6 categories) (total sample) (for CAS/CADUMS)**ALC7D Total drinks in past 7 days (in standard drinks)**

Based on items Sunday to Saturday – total no. of standard drinks consumed in the past 7 days

ALC7D = summation of items Sunday, Monday, ..., Saturday

ALCLEV4 Daily Alcohol Intake Level¹ (in the past 12 months)

Volume of alcohol consumed in a day in standard drinks (1 standard drink=13.6g)

Based on QFVOL in grams of alcohol and standard drinks per day, recoded for total sample.

Daily Alcohol Intake Level	Standard Drinks per Day (1 standard drink=13.6grams)	
	Males	Females
0= Abstinence	0	0
1= Low	0.01 - 3.00	0.01- 1.50
2= Hazardous	3.01 - 4.50	1.51- 3.00
3= Harmful	4.51+	3.01+

Note: ¹ (see (English, 1995))

LOW RISK DRINKING (percentage exceeding low-risk drinking guidelines)

Canadian guidelines referring to “low-risk drinking” were disseminated in 1994 following an international conference on health benefits and risks (Ashley, Ferrence, Room, Rankin, & Single, 1994).

In 1997, revised guidelines were released by the former Addiction Research Foundation (currently CAMH) and the Canadian Centre on Substance Abuse. These guidelines have now been endorsed by various national and provincial government and non-government agencies (Bondy et al., 1999).

The “low-risk drinking” guidelines (LRD) recommend that men and women limit weekly alcohol intake to no more than 14 and 9 standard drinks, respectively. Also, alcohol intake on any one day should generally be limited to 2 standard drinks. Caution should be taken to avoid intoxication and injury, and circumstances were identified where abstinence may be warranted. The guidelines are intended to represent low risk of the most important forms of harm and to address usual drinking over many years.

The derived variable for our survey, **LRISKDRK**, is the percentage exceeding the low-risk drinking guidelines. It is based on items ALC7D and items Sunday through Saturday.

LRISKDRK	DESCRIPTION	CONDITION	
		Males	Females
0	Not exceeding LRD/ non-drinker (past 7days)	14 or less drinks/week AND 2 or less drinks/day	9 or less drinks/week AND 2 or less drinks/day
1	Exceeding weekly and daily sex specific limits (past 7 days)	15+ drinks/week 3+drinks/day	10+ drinks/week 3+ drinks/day

AUDIT, AUDIT8

AUDIT derived variables

Harmful and Hazardous Drinking - based on WHO’s Alcohol Use Disorders Identification Test (AUDIT)

The World Health Organization has developed a screening instrument - the Alcohol Use Disorders Identification Test (AUDIT) - designed to detect problem drinkers at the less severe end of the spectrum of alcohol problems (Babor, Higgins-Biddle, Saunders, & Monteiro, 2001; Saunders, Aasland, Babor, De la Fuente, & Grant, 1993). The AUDIT assesses hazardous and harmful drinking. *Hazardous* drinking refers to an established pattern of drinking that increases the likelihood of future physical and mental health problems (e.g., liver disease), whereas *harmful* drinking refers to a pattern of drinking that is already causing damage to health (e.g., alcohol-related injuries; depression). A score of 8 or more is conventionally used as a cut-off point to estimate the percentage who drink at hazardous or harmful levels.

Derived **AUDIT** variables (**AUDIT**, **AUDIT8**) are based on the following items:

Variable name	AUDIT Items	Recoded category
	Alcohol Intake	
ac5 (aud1)	1. How often did you drink alcoholic beverages during the past 12 months?	0. Never
		1. Monthly or less
		2. 2-4 times/month
		3. 2-3 times/week
		4. 4+ times/week
ac6a (aud2)	2. On those days when you drink, how many drinks do you usually have?	0. None/ or One
		1. Two to Three
		2. Four
		3. Five to Seven
		4. Eight or more
five (aud3)	3. About how often during the past 12 months would you say that you had five or more drinks at the same sitting or occasion?	0. Never
		1. Less than monthly
		2. Monthly
		3. Weekly
		4. Daily or almost daily
	Dependence Indicators	
aud4	4. How often during the last year have you found that you were not able to stop drinking once you had started?	0. Never
		1. Less than monthly
		2. Monthly
		3. Weekly
		4. Daily or almost daily
aud5	5. How often during the last year have you failed to do what was normally expected from you because of drinking?	0. Never
		1. Less than monthly
		2. Monthly
		3. Weekly
		4. Daily or almost daily
aud6	6. How often during the last year have you needed a first alcoholic drink in the morning to get yourself going after a heavy drinking session?	0. Never
		1. Less than monthly
		2. Monthly
		3. Weekly
		4. Daily or almost daily

Adverse Consequences		
aud7	7. How often during the last year have you had a feeling of guilt or remorse after drinking?	0. Never
		1. Less than monthly
		2. Monthly
		3. Weekly
		4. Daily or almost daily
aud8	8. How often during the last year have you been unable to remember what happened the night before because you had been drinking?	0. Never
		1. Less than monthly
		2. Monthly
		3. Weekly
		4. Daily or almost daily
aud9	9. Have you or someone else ever been injured as a result of your drinking?	0. No
		2. Yes, but not last year
		4. Yes, during last year
aud0 (aud10)	10. Has a relative or friend or a doctor or other health worker ever been concerned about your drinking or suggested that you cut down?	0. No
		2. Yes, but not last year
		4. Yes, during last year

Note: Intermediate variables **aud1t, aud2t, aud3t, aud4t, aud5t, aud6t, aud7t, aud8t, aud9t, aud10t** were derived to calculate the AUDIT score. Variables **aud1t** to **audit10t** should be used for analyzing individual AUDIT items.

AUDIT **AUDIT score (total sample)**

Items aud1 to aud10 were recoded for total sample: aud1t to aud10t.

summation of: aud1t, aud2t, aud3t, aud4t, aud5t, aud6t, aud7t, aud8t, aud9t, aud10t

min: 0 max: 40 (higher score = increased likelihood of alcohol problems)

AUDIT8 **AUDIT score cut-off 8+ (drink at hazardous or harmful levels)**

Based on AUDIT

AUDIT8=	DESCRIPTION	CONDITION
0 = "no"	AUDIT score less than 8	AUDIT ge 0 and AUDIT le 7
1 = "yes"	AUDIT score of 8 and over	AUDIT ge 8

See also:

AUDIT DOMAINS

- AUDITC** **AUDIT score for consumption/ intake**
Based on aud1t to aud3t; range [0-12]
AUDITC = summation of (aud1t, aud2t, aud3t)
- AUDITD** **AUDIT score for dependence**
Based on aud4t to aud6t; range [0-12]
AUDITD = summation of (aud4t, aud5t, aud6t)
- AUDITAC** **AUDIT score for adverse consequences**
Based on aud7t to aud10t; range [0-16]
AUDITAC = summation of (aud7t, aud8t, aud9t, aud10t)
- AUDITP** **AUDIT score for problems (adverse consequences + dependence)**
Based on aud4t to aud10t; range [0-28]
AUDITP = summation of (aud4t, aud5t, aud6t, aud7t, aud8t, aud9t, aud10t)

ILLICIT DRUGS

1. CANNABIS

- CANLIFE** **Lifetime cannabis use**
Based on cn1

CANLIFE=	DESCRIPTION	CONDITION
0 = "no"	Never used	cn1=5
1= "yes"	Ever used in lifetime	cn1=1

- CAN12M** **Cannabis use past 12 months**
Based on cn2 – recoded for total sample

CAN12M=	DESCRIPTION	CONDITION
0 = "no"	Never used/ not used past 12 months	cn2=9
1= "yes"	Used past 12 months	cn2=1 through 8

CAN3M Cannabis use past 3 months
Based on CAN3 – recoded for total sample

CAN3M=	DESCRIPTION	CONDITION
0 = "no"	Never used/ not used past 3 months	cn3m=0
1= "yes"	Used past 3 months	cn3m=1 through 4

See also: **cannabis use past 30 days (CAN30D)**.

2. CANNABIS PROBLEMS - WHO-ASSIST and CUDIT

To assess cannabis problems we used 2 screeners – the ASSIST and the CUDIT. Respondents who used cannabis in the past 3 months were asked both the “WHO-ASSIST” items (cnas1 to cnas6) and the “CUDIT” items (cud1 to cud10).

2.1. ASSIST (Based on WHO’s Alcohol, Smoking and Substance Involvement Screening Test)

The World Health Organization has developed a screening instrument – the **Alcohol, Smoking and Substance Involvement Screening Test (ASSIST)** - designed to assess, for users of specific substances, the risk of experiencing health and other problems (e.g. social, financial, legal, relationship) from their current pattern of use (WHO ASSIST Working Group, 2002).

The **ASSIST** is asked only of **past 3 months** users. The **ASSIST** score ranges from 0 to 39. Three categories are used to assess the risk of experiencing health and other problems: 1) “low” (a score of 0-3) refers to a pattern of use associated with a low risk of experiencing problems; 2) “moderate” (a score of 4-26) refers to a pattern of use associated with a moderate risk of experiencing problems; and 3) “high” (a score of 27 +) refers to a pattern of use that is associated with a high risk of experiencing problems and is likely to lead to dependency.

Derived **ASSIST** variables (**ASISTCAN, ASISTCN3**) are based on the following items:

Variable name	ASSIST Items	Recoded category
can3m (ascan1)	1. How often have you used cannabis, marijuana or hash during the PAST THREE months?	0. Never
		2. Once or twice
		3. Monthly
		4. Weekly
		6. Daily or almost daily
cnas1 (ascan2)	2. During the PAST 3 MONTHS, how often have you had a strong desire or urge to use cannabis, marijuana or hash?	0. Never
		3. Once or twice
		4. Monthly
		5. Weekly
		6. Daily or almost daily

cnas2 (ascan3)	3. During the PAST 3 MONTHS, how often has your use of cannabis, marijuana or hash led to health, social, legal or financial problems?	0. Never
		4. Once or twice
		5. Monthly
		6. Weekly
		7. Daily or almost daily
cnas3 (ascan4)	4. During the PAST 3 MONTHS, how often have you failed to do what was normally expected of you because of your use of cannabis, marijuana or hash?	0. Never
		5. Once or twice
		6. Monthly
		7. Weekly
		8. Daily or almost daily
cnas4 (ascan5)	5. Has a friend, relative, a doctor or anyone else ever expressed concern about your use of cannabis, marijuana or hash?	0. Never
		3. Yes, not past 3months
		6. Yes, past 3 months
cnas5 (ascan6)	6. Have you ever tried and failed to control, cut down or stop using cannabis, marijuana or hash?	0. Never
		3. Yes, not past 3months
		6. Yes, past 3 months

Note: Items **ascan1, ascan2, ascan3, ascan4, ascan5, ascan6** should be used for analysing individual ASSIST items.

ASISTCAN Cannabis ASSIST score (total sample)

Based on 6 items CN3M, CNAS1 through CNAS5 (items were first recoded for total sample ascan1, ascan2, ascan3, ascan4, ascan5, ascan6).

summation of items: **ascan1, ascan2, ascan3, ascan4, ascan5, ascan6.**

min: 0 max: 39 (higher score = increased likelihood of experiencing problems)

ASISTCN3 Risk level for cannabis consumption - 3 categories

Based on ASISTCAN score

ASISTCN3=	DESCRIPTION	CONDITION
0= "low"	Score <=3 Low risk of developing health and other problems	ASISTCAN le 3
1= "moderate"	4=< Score <=26 Moderate risk of developing health and other problems	ASISTCAN ge 4 and le 26
2= "high"	Score >=27 High risk of developing health and other problems and likely to be dependent	ASISTCAN ge 27

ASISTCN2 Risk level for cannabis consumption - 2 categories

Based on ASISTCAN score – categories (moderate /high) combined

ASISTCN2=	DESCRIPTION	CONDITION
0= “low”	Score <=3 Low risk of developing health and other problems	ASISTCAN le 3
1= “moderate/ high”	Score >=4 Moderate or high risk of developing health and other problems (eventually likely to be dependent)	ASISTCAN ge 4

2.2. CUDIT (The Cannabis Use Disorder Identification Test)

The Cannabis Use Disorder Identification Test (**CUDIT**), a screening instrument based on the Alcohol Use Disorders Identification Test (AUDIT), was developed for identifying a current cannabis disorder (cannabis abuse or cannabis dependence) (Adamson & Sellman, 2003). Although the original CUDIT is asked among past year users, the CAMH version is asked among past 3 months users in order to harmonize reporting periods with other scales. The **CUDIT** is asked only of **past 3 months** users. The **CUDIT** score ranges from 0 to 40. A score of 8 or more is conventionally used as a cut-off point to estimate the percentage who experience a current cannabis disorder.

Derived **CUDIT** variables (**CUDIT**, **CUDIT8**) are based on the following items:

Variable name	CUDIT Items	Recorded category
	Cannabis Consumption	
cud1	1. How often did you use cannabis in the past 3 months?	0. Never
		1. Monthly or less
		2. 2-4 times/month
		3. 2-3 times/week
		4. 4+ times/week
cud2	2. How many hours were you intoxicated on a typical day when you had been using cannabis?	0. None/ One or two
		1. Three to Four
		2. Five or Six
		3. Seven to Nine
		4. Ten or more
cud3	3. About how often during the past 3 months were you intoxicated for 6 or more hours?	0. Never
		1. Less than monthly
		2. Monthly
		3. Weekly
		4. Daily or almost daily

Dependence Indicators		
cud4	4. How often during the past 3 months you found that you were not able to stop using cannabis once you had started?	0. Never
		1. Less than monthly
		2. Monthly
		3. Weekly
cud5	5. How often during the past 3 months have you failed to do what was normally expected from you because of your use of cannabis?	4. Daily or almost daily
		0. Never
		1. Less than monthly
		2. Monthly
cud6	6. How often during the past 3 months did you need to use cannabis in the morning to get yourself going after a heavy session of using cannabis?	3. Weekly
		4. Daily or almost daily
		0. Never
		1. Less than monthly
cud7	7. How often during the past 3 months have you had a feeling of guilt or remorse after using cannabis?	2. Monthly
		3. Weekly
		4. Daily or almost daily
		0. Never
cud8	8. How often during the past 3 months have you had a problem with your memory or concentration after using cannabis?	1. Less than monthly
		2. Monthly
		3. Weekly
		4. Daily or almost daily
cud9	9. Have you or someone else ever been injured as a result of your cannabis use?	0. No
		2. Yes, but not in the past 3 months
cud10	10. Has a relative or friend or a doctor or other health worker ever been concerned about your use of cannabis or suggested that you cut down?	4. Yes, during the past 3 months
		0. No
		2. Yes, but not in the past 3 months
		4. Yes, during the past 3 months

CUDIT CUDIT score

Items cud1 to cud10 were recoded for total sample: cud1t to cud10t.

summation of: cud1t, cud2t, cud3t, cud4t, cud5t, cud6t, cud7t, cud8t, cud9t, cud10t
 min: 0 max: 40 (higher score = increased likelihood of cannabis problems)

CUDIT8 CUDIT score cut-off 8+ (current cannabis use problems)

Based on CUDIT

CUDIT8=	DESCRIPTION	CONDITION
0 = "no"	CUDIT score less than 8	CUDIT le 7
1= "yes"	CUDIT score of 8 and over	CUDIT ge 8

DRIVING AND SUBSTANCE USE**DKDRIV Drinking and driving past 12 months**

Based on dd1, recoded for all valid drivers

DKDRIV=	DESCRIPTION	CONDITION
0	Not driven under the influence past 12 months	dd1=5, 7 and system missing =0
1	Driven under the influence at least once past 12 months	dd1=1

See also : **DKDRIV30** – Driven under the influence at least once past 30 days (based on item dd2);
DRIVER – Licensed driver past 12m (based on item sd7b).

CANDRIV Driving after cannabis use past 12 months

Based on cdr1, recoded for all valid drivers

CANDRIV=	DESCRIPTION	CONDITION
0	Not driven under the influence past 12 months	cdr1=5, 7 and system missing =0
1	Driven under the influence at least once past 12 months	cdr1=1

MENTAL HEALTH

To measure overall mental wellness we used the 12-item General Health Questionnaire (GHQ-12) (Goldberg & Hillier, 1979), a screening instrument that evaluates two overarching problems: depression/anxiety and problems with social functioning. Although the GHQ does not provide a clinical determination of psychiatric disorder, it does provide an indication of an individual's risk of future problems.

1. GENERAL HEALTH QUESTIONNAIRE (GHQ12)

For the first time, the CAMH Monitor incorporated the GHQ into the 1999 survey. The item wording took the form: "Over the past weeks, have you....". Response categories are on a 4-point scale ranging from "better [more so] than usual" to "much less than usual"; or "not at all" to "much more than usual." The GHQ items (named gq1 to gq12 in the questionnaire) have been recoded to a "0-3" scale and renamed ghq1 to ghq12.

Derived **GHQ12** variables are based on the following items:

Over the past few weeks, ...	Recoded Categories
ghq1. ...have you been able to concentrate on whatever you're doing?	0. Better than usual 1. Same as usual 2. Less than usual 3. Much less than usual
ghq2. ... have you felt that you are playing a useful part in things?	0. More so than usual 1. Same as usual 2. Less useful than usual 3. Much less useful than usual
ghq3. ... have you felt capable of making decisions about things?	0. More so than usual 1. Same as usual 2. Less so than usual 3. Much less capable
ghq4. ... have you been able to enjoy your day-to-day activities ?	0. More so than usual 1. Same as usual 2. Less so than usual 3. Much less than usual
ghq5. ... have you been able to face up to your problems?	0. More so than usual 1. Same as usual 2. Less so than usual 3. Much less than usual
ghq6. ... have you been feeling reasonably happy?	0. More so than usual 1. Same as usual 2. Less so than usual 3. Much less than usual

Over the past few weeks, ...	Recoded Categories
ghq7. ... have you lost much sleep because of worry?	0. Not at all
	1. No more than usual
	2. Rather more than usual
	3. Much more than usual
ghq8. ... have you felt constantly under strain?	0. Not at all
	1. No more than usual
	2. Rather more than usual
	3. Much more than usual
ghq9. ... have you felt you could not overcome your difficulties?	0. Not at all
	1. No more than usual
	2. Rather more than usual
	3. Much more than usual
ghq10. ... have you been feeling unhappy and depressed?	0. Not at all
	1. No more than usual
	2. Rather more than usual
	3. Much more than usual
ghq11. ... have you been losing confidence in yourself?	0. Not at all
	1. No more than usual
	2. Rather more than usual
	3. Much more than usual
ghq12. ... have you been thinking of yourself as a worthless person?	0. Not at all
	1. No more than usual
	2. Rather more than usual
	3. Much more than usual

GHQ12L GHQ12 Likert summary score (0-36).

Based on items ghq1 to ghq12.

Total Score **GHQ12L** = summation of: ghq1, ghq2, ghq3, ghq4, ghq5, ghq6, ghq7, ghq8, ghq9, ghq10, ghq11, ghq12.

min: 0 max: 36 (higher score = increased likelihood of impaired mental health)

GHQ3PLUS GHQ score cut-off 3+

Based on GHQ12BI

The GHQ also yields a summary statistic to estimate the percentage experiencing significant disinterest, and poor functioning which we label elevated psychological distress, defined as reporting at least 3 of the 12 symptoms. The total score, **GHQ12BI**, is based on a binary scoring (ghq1_bi, ..., ghq12_bi; range 0-12).

GHQ3PLUS =	DESCRIPTION	CONDITION
0 = "no"	GHQ12BI score less than 3	GHQ12BI ge 0 and GHQ12BI le 3
1= "yes"	GHQ12BI score of 3 and over	GHQ12BI ge 3

2. HRQOL - HEALTH-RELATED QUALITY OF LIFE MEASURES

Based on the health-related quality of life core module (HRQOL-4) developed by the Centers for Disease Control and Prevention (CDC), Atlanta, US.

Investigators at the Centers for Disease Control and Prevention (CDC) have developed a brief survey tool to identify health-related quality of life in adult populations (Moriarty, Zack, & Kobau, 2003; Ôunpuu, Krueger, Vermeulen, & Chambers, 2000). The four-item HRQOL core module measures self-perceived health, recent physical and mental health, and recent activity limitation. HRQOL measures capture the key concepts of health, identified by the World Health Organization (WHO) in 1948, as "a state of complete physical, mental, and social well-being – not merely the absence of disease or infirmity."

HRQOL measures are based on 5 items: gh1, hs1a, gh2r, gh3r, gh4. Unlike other health profiles, the HRQOL measures do not use a summary score or subscale scores based on psychometrically derived or preference-based weights. The only scoring used is a summary "unhealthy days" index, computed by adding a respondent's physically and mentally unhealthy days, with a maximum of 30 days for one person. For comparing populations and examining patterns and trends, population means are generally used for the "days" measures. For some analyses, derived measures based on a cut point are used, for example, "frequent mental distress" is defined as 14 or more mentally unhealthy days reported by a respondent.

DERIVED "HRQOL" VARIABLES

FAIRHLT **Percent fair or poor health**
Based on item gh1 (self-rated health)
Recoded into 2 categories: '0' (excellent, very good, good); '1' (fair, poor)

FAIRMHLT **Percent fair or poor mental health**
Based on item hs1a (self-rated mental health)
Recoded into 2 categories: '0' (excellent, very good, good); '1' (fair, poor)

UNHLTPD **Physically unhealthy days**
Based on item gh2r.
Range: 0-30.

UNHLTMD **Mentally unhealthy days**
Based on item gh3r.
Range: 0-30.

DEMOGRAPHICS

AGE **Age of respondent**

AGE = 2003 - Birth (year of birth)

Min:18 Max:96

AGECAT3 **Age recoded in 3 categories** Based on age

AGECAT3	DESCRIPTION	CONDITON
1	18 - 34 years	age = 18 thru 34
2	35 - 54 years	age = 35 thru 54
3	55 years and older	age = 55 thru 96

AGECAT5 **Age recoded in 5 categories** Based on age

AGECAT5	DESCRIPTION	CONDITION
1	18 - 29 years	age= 18 thru 29
2	30 - 39 years	age = 30 thru 39
3	40 - 49 years	age = 40 thru 49
4	50 - 64 years	age = 50 thru 64
5	65 years and older	age = 65 thru 96

EDUCAT4 Highest level of education recoded (4 categories)
Based on sd2

EDUCAT4	DESCRIPTION	CONDITION
1	less than high school	sd2 = 1 thru 4
2	completed high school	sd2 = 5
3	some post-secondary (college or university)	sd2 = 6 thru 10
4	university degree	sd2 = 11 thru 14

EMPCAT8 Employment status recoded (8 categories)
Based on sd6

EMPCAT8	DESCRIPTION	CONDITION
1	full-time	sd6=1
2	part-time	sd6=2
3	unemployed	sd6=4
4	retired	sd6=5
5	homemaker	sd6=6
6	student	sd6=7
7	self-employed	sd6=8
8	other	sd6=0,3

MARSTAT3 Marital status recoded (3 categories)
Based on sd5

MARSTAT3	DESCRIPTION	CONDITION
1	Married/ Living with partner	sd5=1,2
2	Previously married (divorced, widowed, separated)	sd5=3,4,5
3	Never married	sd5=6

LHIN Ontario's Local Health Integration Networks

In 2006, the province designated 14 geographic areas, named the Local Health Integration Networks (LHINs) of Ontario, each to function as health systems that plan, integrate and fund local health services (see <http://www.lhins.on.ca>) (see map at the end of the chapter). In the data file the LHINs were assigned at the individual-level according to the respondent's postal code.

The 14 LHIN areas are:

1. Erie St. Clair;
2. South West;
3. Waterloo Wellington;
4. Hamilton Niagara Haldimand Brant;
5. Central West;
6. Mississauga Halton;
7. Toronto Central;
8. Central;
9. Central East,
10. South East;
11. Champlain;
12. North Simcoe Muskoka;
13. North East,
14. North West

REGPH7 Public Health Planning Regions (7 regions)

Based on the item "county" and OMH Planning Regions (see below)

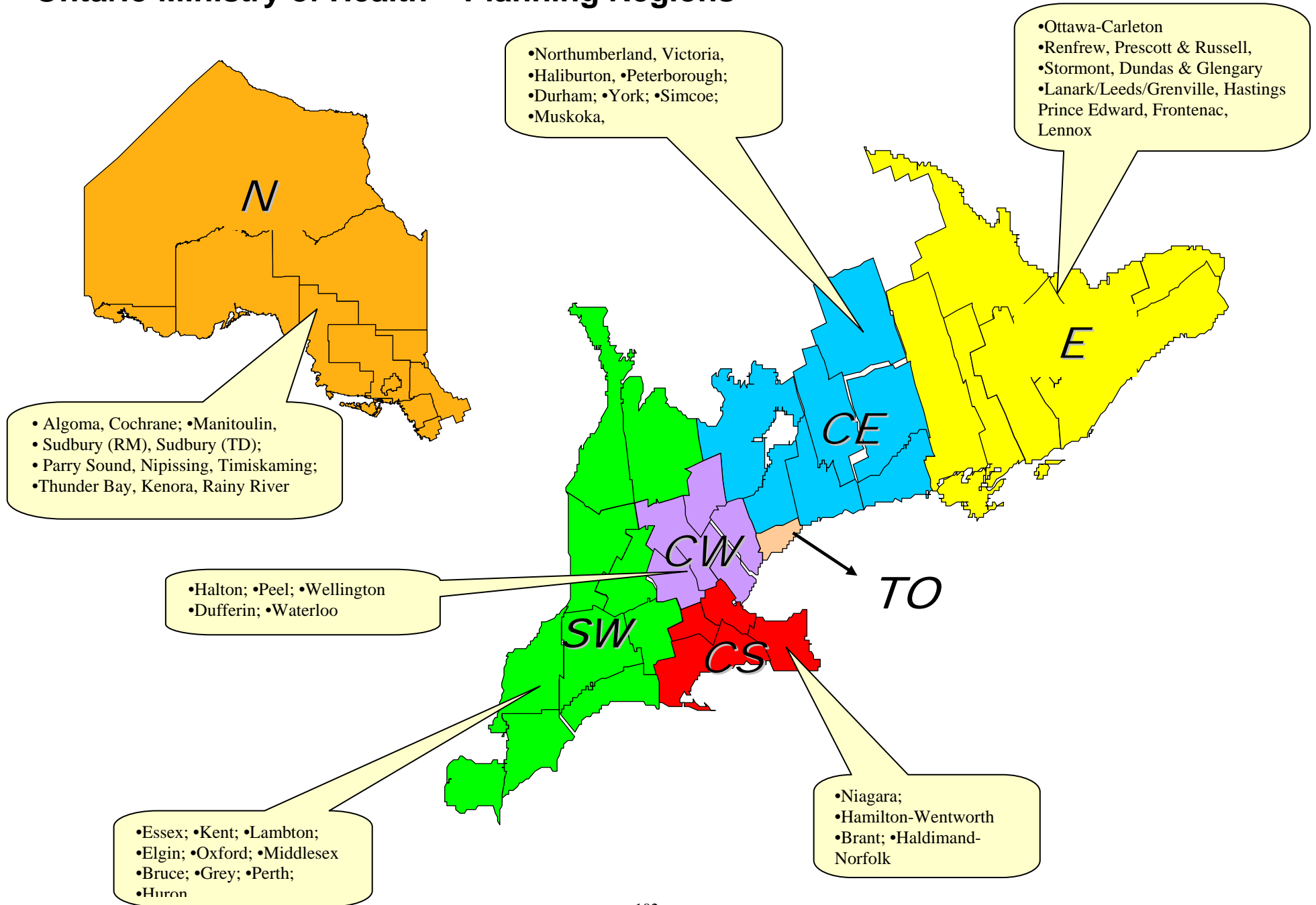
REGPH7	DESCRIPTION	CONDITION
1	Toronto	county = 20
2	Central South	county = (25 thru 29)
3	Central West	county = (21 thru 24, 30)
4	South West	county = (31 thru 42)
5	Central East	county = (14 thru 19, 43, 46)
6	Eastern Region	county = (1 thru 13, 47)
7	North	county = (44, 48 thru 60)

Ontario Ministry of Health - Planning Regions

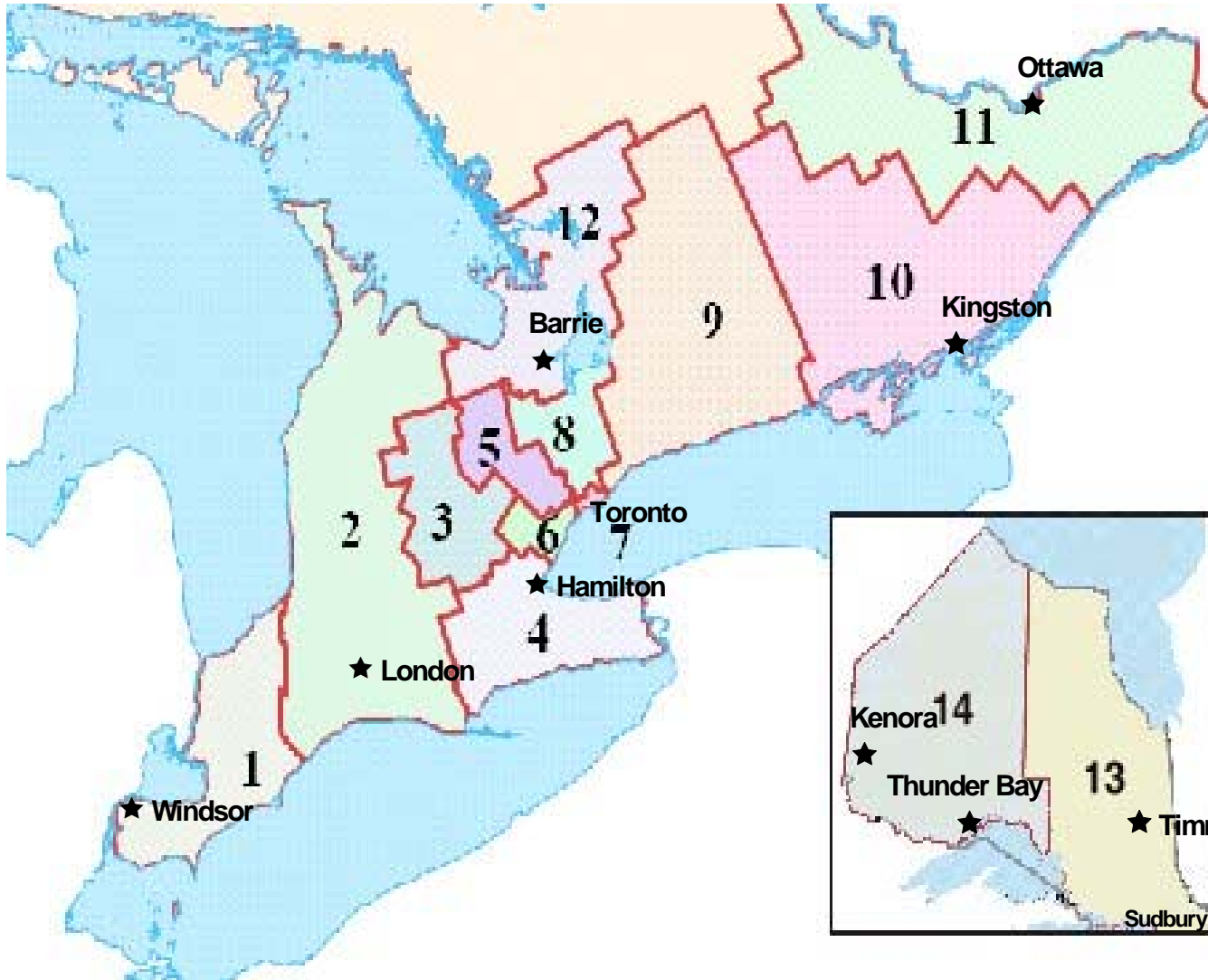
OMH Planning Region	Counties (23 Local Areas)
Toronto	
Central South	Niagara Hamilton-Wentworth Brant, Haldimand-Norfolk
Central West	Halton Peel Wellington, Dufferin Waterloo
South West	Essex Kent, Lambton Elgin, Oxford, Middlesex Bruce, Grey, Perth, Huron
Central East	Northumberland, Victoria, Haliburton, Peterborough Durham York Simcoe
Eastern Region	Ottawa-Carleton Renfrew, Prescott & Russell, Stormont, Dundas & Glengarry Lanark/Leeds/Grenville, Hastings, Prince Edward, Frontenac, Lennox & Addington
North	Algoma, Cochrane Manitoulin, Sudbury (R.M.), Sudbury (T.D.) Muskoka, Parry Sound, Nipissing, Timiskaming Thunder Bay, Kenora, Rainy River

Source: Ontario Ministry of Health. *Ontario Health Survey 1996-1997 Derived Variable Document*. Toronto: Ontario Ministry of Health, 1999.

Ontario Ministry of Health – Planning Regions



14 LHINs of Ontario



- 1 Erie St.Clair
- 2 South West
- 3 Waterloo Wellington
- 4 Hamilton Niagara Haldimand Brant
- 5 Central West
- 6 Mississauga Halton
- 7 Toronto Central
- 8 Central
- 9 Central East
- 10 South East
- 11 Champlain
- 12 North Simcoe Muskoka
- 13 North East
- 14 North West

HINCOME Household Income Before Taxes (past year)

HINCOME=	DESCRIPTION	CONDITION
1	less than \$20,000	sd10 lt 20 or d10b=1
2	between \$20,000 and \$29,999.99	(sd10 ge 20 and sd10 lt 30) or d10b=2
3	between \$30,000 and \$39,999.99	(sd10 ge 30 and sd10 lt 40) or d10b=3
4	between \$40,000 and \$49,999.99	(sd10 ge 40 and sd10 lt 50) or d10b=4
5	between \$50,000 and \$59,999.99	(sd10 ge 50 and sd10 lt 60) or d10b=5
6	between \$60,000 and \$69,999.99	(sd10 ge 60 and sd10 lt 70) or d10b=6
7	between \$70,000 and \$79,999.99	(sd10 ge 70 and sd10 lt 80) or d10b=7
8	between \$80,000 and \$89,999.99	(sd10 ge 80 and sd10 lt 90) or d10b=8
9	between \$90,000 and \$100,000	(sd10 ge 90 and sd10 lt 100) or d10b=9
10	more than \$100,000	(sd10 ge 100) or d10b=10
98	Don' know	Don' know
99	Refused	Refused

HINCCAT5 Household Income (5 categories)

HINCCAT5 =	DESCRIPTION	CONDITION
1	less than \$30,000	(HINCOME le 2)
2	between \$30,000 and \$49,999.99	(HINCOME gt 2 and HINCOME le 4)
3	between \$50,000 and \$79,999.99	(HINCOME gt 4 and HINCOME le 7)
4	more than \$80,000	(HINCOME gt 7 and HINCOME le 10)
5	Not stated (refused or DK)	(HINCOME = 98 or HINCOME = 99)

Occupation: Item SD7NOCS

Main occupation codes are based on the *National Occupational Classification for Statistics (NOC-S)*. The NOC is updated in partnership with Statistics Canada according to 5 year Census cycles. It is based on extensive occupational research and consultation conducted across the country, reflecting the evolution of the Canadian labour market.

In a nutshell, the NOC is a tool that is used to classify occupations according to their skill level and skill type. A four-digit code, called the “NOC code”, identifies the occupation. Each digit of this code reflects an important trait of the occupation it represents.

The NOC breaks occupations down into 10 sectors:

0. Management Occupations
1. Business, Finance and Administration Occupations
2. Natural and Applied Sciences and Related Occupations
3. Health Occupations
4. Occupations in Social Science, Education, Government Service and Religion
5. Occupations in Art, Culture, Recreation and Sport
6. Sales and Service Occupations
7. Trades, Transport and Equipment Operators and Related Occupations
8. Occupations unique to Primary Industry
9. Occupations Unique to Processing, Manufacturing and Utilities

See the following website for more information:

<http://www5.hrsdc.gc.ca/NOC/English/NOC/2006/Welcome.aspx>

Appendix E
WHO - ASSIST

A. WHO - ASSIST V3.0

INTERVIEWER ID	<input type="text"/>	COUNTRY	<input type="text"/>	CLINIC	<input type="text"/>
PATIENT ID	<input type="text"/>	DATE	<input type="text"/>	<input type="text"/>	<input type="text"/>

INTRODUCTION (Please read to patient)

Thank you for agreeing to take part in this brief interview about alcohol, tobacco products and other drugs. I am going to ask you some questions about your experience of using these substances across your lifetime and in the past three months. These substances can be smoked, swallowed, snorted, inhaled, injected or taken in the form of pills (show drug card).

Some of the substances listed may be prescribed by a doctor (like amphetamines, sedatives, pain medications). For this interview, we will not record medications that are used as prescribed by your doctor. However, if you have taken such medications for reasons other than prescription, or taken them more frequently or at higher doses than prescribed, please let me know. While we are also interested in knowing about your use of various illicit drugs, please be assured that information on such use will be treated as strictly confidential.

NOTE: BEFORE ASKING QUESTIONS, GIVE ASSIST RESPONSE CARD TO PATIENT

Question 1

(if completing follow-up please cross check the patient's answers with the answers given for Q1 at baseline. Any differences on this question should be queried)

In your life, which of the following substances have you <u>ever used</u> ? (NON-MEDICAL USE ONLY)	No	Yes
a. Tobacco products (cigarettes, chewing tobacco, cigars, etc.)	0	3
b. Alcoholic beverages (beer, wine, spirits, etc.)	0	3
c. Cannabis (marijuana, pot, grass, hash, etc.)	0	3
d. Cocaine (coke, crack, etc.)	0	3
e. Amphetamine type stimulants (speed, diet pills, ecstasy, etc.)	0	3
f. Inhalants (nitrous, glue, petrol, paint thinner, etc.)	0	3
g. Sedatives or Sleeping Pills (Valium, Serepax, Rohypnol, etc.)	0	3
h. Hallucinogens (LSD, acid, mushrooms, PCP, Special K, etc.)	0	3
i. Opioids (heroin, morphine, methadone, codeine, etc.)	0	3
j. Other - specify:	0	3

Probe if all answers are negative:
"Not even when you were in school?"

If "No" to all items, stop interview.

If "Yes" to any of these items, ask Question 2 for each substance ever used.

Question 2

In the <u>past three months</u> , how often have you used the substances you mentioned (<i>FIRST DRUG, SECOND DRUG, ETC</i>)?	Never	Once or Twice	Monthly	Weekly	Daily or Almost Daily
a. Tobacco products (cigarettes, chewing tobacco, cigars, etc.)	0	2	3	4	6
b. Alcoholic beverages (beer, wine, spirits, etc.)	0	2	3	4	6
c. Cannabis (marijuana, pot, grass, hash, etc.)	0	2	3	4	6
d. Cocaine (coke, crack, etc.)	0	2	3	4	6
e. Amphetamine type stimulants (speed, diet pills, ecstasy, etc.)	0	2	3	4	6
f. Inhalants (nitrous, glue, petrol, paint thinner, etc.)	0	2	3	4	6
g. Sedatives or Sleeping Pills (Valium, Serepax, Rohypnol, etc.)	0	2	3	4	6
h. Hallucinogens (LSD, acid, mushrooms, PCP, Special K, etc.)	0	2	3	4	6
i. Opioids (heroin, morphine, methadone, codeine, etc.)	0	2	3	4	6
j. Other - specify:	0	2	3	4	6

If "Never" to all items in Question 2, skip to Question 6.

If any substances in Question 2 were used in the previous three months, continue with Questions 3, 4 & 5 for each substance used.

Question 3

During the <u>past three months</u> , how often have you had a strong desire or urge to use (<i>FIRST DRUG, SECOND DRUG, ETC</i>)?	Never	Once or Twice	Monthly	Weekly	Daily or Almost Daily
a. Tobacco products (cigarettes, chewing tobacco, cigars, etc.)	0	3	4	5	6
b. Alcoholic beverages (beer, wine, spirits, etc.)	0	3	4	5	6
c. Cannabis (marijuana, pot, grass, hash, etc.)	0	3	4	5	6
d. Cocaine (coke, crack, etc.)	0	3	4	5	6
e. Amphetamine type stimulants (speed, diet pills, ecstasy, etc.)	0	3	4	5	6
f. Inhalants (nitrous, glue, petrol, paint thinner, etc.)	0	3	4	5	6
g. Sedatives or Sleeping Pills (Valium, Serepax, Rohypnol, etc.)	0	3	4	5	6
h. Hallucinogens (LSD, acid, mushrooms, PCP, Special K, etc.)	0	3	4	5	6
i. Opioids (heroin, morphine, methadone, codeine, etc.)	0	3	4	5	6
j. Other - specify:	0	3	4	5	6

Question 4

During the <u>past three months</u> , how often has your use of (<i>FIRST DRUG, SECOND DRUG, ETC</i>) led to health, social, legal or financial problems?	Never	Once or Twice	Monthly	Weekly	Daily or Almost Daily
a. Tobacco products (cigarettes, chewing tobacco, cigars, etc.)	0	4	5	6	7
b. Alcoholic beverages (beer, wine, spirits, etc.)	0	4	5	6	7
c. Cannabis (marijuana, pot, grass, hash, etc.)	0	4	5	6	7
d. Cocaine (coke, crack, etc.)	0	4	5	6	7
e. Amphetamine type stimulants (speed, diet pills, ecstasy, etc.)	0	4	5	6	7
f. Inhalants (nitrous, glue, petrol, paint thinner, etc.)	0	4	5	6	7
g. Sedatives or Sleeping Pills (Valium, Serepax, Rohypnol, etc.)	0	4	5	6	7
h. Hallucinogens (LSD, acid, mushrooms, PCP, Special K, etc.)	0	4	5	6	7
i. Opioids (heroin, morphine, methadone, codeine, etc.)	0	4	5	6	7
j. Other - specify:	0	4	5	6	7

Question 5

During the <u>past three months</u> , how often have you failed to do what was normally expected of you because of your use of (<i>FIRST DRUG, SECOND DRUG, ETC</i>)?	Never	Once or Twice	Monthly	Weekly	Daily or Almost Daily
a. Tobacco products					
b. Alcoholic beverages (beer, wine, spirits, etc.)	0	5	6	7	8
c. Cannabis (marijuana, pot, grass, hash, etc.)	0	5	6	7	8
d. Cocaine (coke, crack, etc.)	0	5	6	7	8
e. Amphetamine type stimulants (speed, diet pills, ecstasy, etc.)	0	5	6	7	8
f. Inhalants (nitrous, glue, petrol, paint thinner, etc.)	0	5	6	7	8
g. Sedatives or Sleeping Pills (Valium, Serepax, Rohypnol, etc.)	0	5	6	7	8
h. Hallucinogens (LSD, acid, mushrooms, PCP, Special K, etc.)	0	5	6	7	8
i. Opioids (heroin, morphine, methadone, codeine, etc.)	0	5	6	7	8
j. Other - specify:	0	5	6	7	8

Ask Questions 6 & 7 for all substances ever used (i.e. those endorsed in Question 1)

Question 6

Has a friend or relative or anyone else <u>ever</u> expressed concern about your use of <i>(FIRST DRUG, SECOND DRUG, ETC.)?</i>	No, Never	Yes, in the past 3 months	Yes, but not in the past 3 months
a. Tobacco products (cigarettes, chewing tobacco, cigars, etc.)	0	6	3
b. Alcoholic beverages (beer, wine, spirits, etc.)	0	6	3
c. Cannabis (marijuana, pot, grass, hash, etc.)	0	6	3
d. Cocaine (coke, crack, etc.)	0	6	3
e. Amphetamine type stimulants (speed, diet pills, ecstasy, etc.)	0	6	3
f. Inhalants (nitrous, glue, petrol, paint thinner, etc.)	0	6	3
g. Sedatives or Sleeping Pills (Valium, Serepax, Rohypnol, etc.)	0	6	3
h. Hallucinogens (LSD, acid, mushrooms, PCP, Special K, etc.)	0	6	3
i. Opioids (heroin, morphine, methadone, codeine, etc.)	0	6	3
j. Other – specify:	0	6	3

Question 7

Have you <u>ever</u> tried and failed to control, cut down or stop using <i>(FIRST DRUG, SECOND DRUG, ETC.)?</i>	No, Never	Yes, in the past 3 months	Yes, but not in the past 3 months
a. Tobacco products (cigarettes, chewing tobacco, cigars, etc.)	0	6	3
b. Alcoholic beverages (beer, wine, spirits, etc.)	0	6	3
c. Cannabis (marijuana, pot, grass, hash, etc.)	0	6	3
d. Cocaine (coke, crack, etc.)	0	6	3
e. Amphetamine type stimulants (speed, diet pills, ecstasy, etc.)	0	6	3
f. Inhalants (nitrous, glue, petrol, paint thinner, etc.)	0	6	3
g. Sedatives or Sleeping Pills (Valium, Serepax, Rohypnol, etc.)	0	6	3
h. Hallucinogens (LSD, acid, mushrooms, PCP, Special K, etc.)	0	6	3
i. Opioids (heroin, morphine, methadone, codeine, etc.)	0	6	3
j. Other – specify:	0	6	3

Question 8

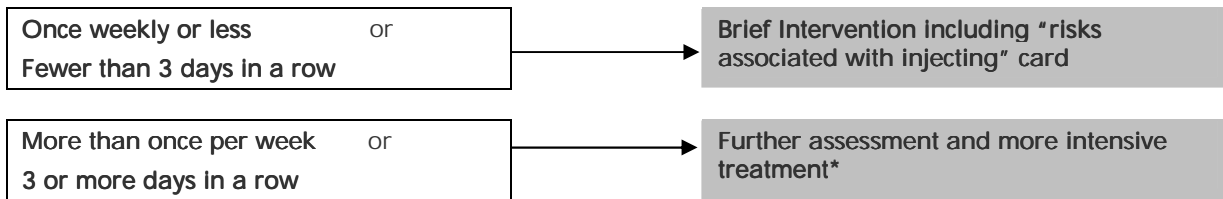
	No, Never	Yes, in the past 3 months	Yes, but not in the past 3 months
Have you <u>ever</u> used any drug by injection? (NON-MEDICAL USE ONLY)	0	2	1

IMPORTANT NOTE:

Patients who have injected drugs in the last 3 months should be asked about their pattern of injecting during this period, to determine their risk levels and the best course of intervention.

PATTERN OF INJECTING

INTERVENTION GUIDELINES



HOW TO CALCULATE A SPECIFIC SUBSTANCE INVOLVEMENT SCORE.

For each substance (labelled a. to j.) add up the scores received for questions 2 through 7 inclusive. Do not include the results from either Q1 or Q8 in this score. For example, a score for cannabis would be calculated as: **Q2c + Q3c + Q4c + Q5c + Q6c + Q7c**

Note that Q5 for tobacco is not coded, and is calculated as: **Q2a + Q3a + Q4a + Q6a + Q7a**

THE TYPE OF INTERVENTION IS DETERMINED BY THE PATIENT'S SPECIFIC SUBSTANCE INVOLVEMENT SCORE

	Record specific substance score	no intervention	receive brief intervention	more intensive treatment *
a. tobacco		0 - 3	4 - 26	27+
b. alcohol		0 - 10	11 - 26	27+
c. cannabis		0 - 3	4 - 26	27+
d. cocaine		0 - 3	4 - 26	27+
e. amphetamine		0 - 3	4 - 26	27+
f. inhalants		0 - 3	4 - 26	27+
g. sedatives		0 - 3	4 - 26	27+
h. hallucinogens		0 - 3	4 - 26	27+
i. opioids		0 - 3	4 - 26	27+
j. other drugs		0 - 3	4 - 26	27+

NOTE: *FURTHER ASSESSMENT AND MORE INTENSIVE TREATMENT may be provided by the health professional(s) within your primary care setting, or, by a specialist drug and alcohol treatment service when available.

B. WHO ASSIST V3.0 RESPONSE CARD FOR PATIENTS

Response Card - substances

a. Tobacco products (cigarettes, chewing tobacco, cigars, etc.)
b. Alcoholic beverages (beer, wine, spirits, etc.)
c. Cannabis (marijuana, pot, grass, hash, etc.)
d. Cocaine (coke, crack, etc.)
e. Amphetamine type stimulants (speed, diet pills, ecstasy, etc.)
f. Inhalants (nitrous, glue, petrol, paint thinner, etc.)
g. Sedatives or Sleeping Pills (Valium, Serepax, Rohypnol, etc.)
h. Hallucinogens (LSD, acid, mushrooms, PCP, Special K, etc.)
i. Opioids (heroin, morphine, methadone, codeine, etc.)
j. Other - specify:

Response Card (ASSIST Questions 2 – 5)

Never: not used in the last 3 months

Once or twice: 1 to 2 times in the last 3 months.

Monthly: 1 to 3 times in one month.

Weekly: 1 to 4 times per week.

Daily or almost daily: 5 to 7 days per week.

Response Card (ASSIST Questions 6 to 8)

No, Never

Yes, but not in the past 3 months

Yes, in the past 3 months

C. ALCOHOL, SMOKING AND SUBSTANCE INVOLVEMENT SCREENING TEST (WHO ASSIST V3.0) FEEDBACK REPORT CARD FOR PATIENTS

Name _____ Test Date _____

Specific Substance Involvement Scores

Substance	Score	Risk Level
a. Tobacco products		0-3 Low 4-26 Moderate 27+ High
b. Alcoholic Beverages		0-10 Low 11-26 Moderate 27+ High
c. Cannabis		0-3 Low 4-26 Moderate 27+ High
d. Cocaine		0-3 Low 4-26 Moderate 27+ High
e. Amphetamine type stimulants		0-3 Low 4-26 Moderate 27+ High
f. Inhalants		0-3 Low 4-26 Moderate 27+ High
g. Sedatives or Sleeping Pills		0-3 Low 4-26 Moderate 27+ High
h. Hallucinogens		0-3 Low 4-26 Moderate 27+ High
i. Opioids		0-3 Low 4-26 Moderate 27+ High
j. Other - specify		0-3 Low 4-26 Moderate 27+ High

What do your scores mean?

- Low:** You are at low risk of health and other problems from your current pattern of use.
- Moderate:** You are at risk of health and other problems from your current pattern of substance use.
- High:** You are at high risk of experiencing severe problems (health, social, financial, legal, relationship) as a result of your current pattern of use and are likely to be dependent

Are you concerned about your substance use?

a. tobacco	Your risk of experiencing these harms is:.....	Low <input type="checkbox"/>	Moderate <input type="checkbox"/>	High <input type="checkbox"/>
	(tick one)			
Regular tobacco smoking is associated with:				
	Premature aging, wrinkling of the skin			
	Respiratory infections and asthma			
	High blood pressure, diabetes			
	Respiratory infections, allergies and asthma in children of smokers			
	Miscarriage, premature labour and low birth weight babies for pregnant women			
	Kidney disease			
	Chronic obstructive airways disease			
	Heart disease, stroke, vascular disease			
	Cancers			

b. alcohol	Your risk of experiencing these harms is:.....	Low <input type="checkbox"/>	Moderate <input type="checkbox"/>	High <input type="checkbox"/>
	(tick one)			
Regular excessive alcohol use is associated with:				
	Hangovers, aggressive and violent behaviour, accidents and injury			
	Reduced sexual performance, premature ageing			
	Digestive problems, ulcers, inflammation of the pancreas, high blood pressure			
	Anxiety and depression, relationship difficulties, financial and work problems			
	Difficulty remembering things and solving problems			
	Deformities and brain damage in babies of pregnant women			
	Stroke, permanent brain injury, muscle and nerve damage			
	Liver disease, pancreas disease			
	Cancers, suicide			

c. cannabis	Your risk of experiencing these harms is:.....	Low <input type="checkbox"/>	Moderate <input type="checkbox"/>	High <input type="checkbox"/>
	(tick one)			
Regular use of cannabis is associated with:				
	Problems with attention and motivation			
	Anxiety, paranoia, panic, depression			
	Decreased memory and problem solving ability			
	High blood pressure			
	Asthma, bronchitis			
	Psychosis in those with a personal or family history of schizophrenia			
	Heart disease and chronic obstructive airways disease			
	Cancers			

d. cocaine	Your risk of experiencing these harms is:....	Low <input type="checkbox"/>	Moderate <input type="checkbox"/>	High <input type="checkbox"/>
	(tick one)			
Regular use of cocaine is associated with:				
	Difficulty sleeping, heart racing, headaches, weight loss			
	Numbness, tingling, clammy skin, skin scratching or picking			
	Accidents and injury, financial problems			
	Irrational thoughts			
	Mood swings - anxiety, depression, mania			
	Aggression and paranoia			
	Intense craving, stress from the lifestyle			
	Psychosis after repeated use of high doses			
	Sudden death from heart problems			

e. amphetamine type stimulants	Your risk of experiencing these harms is:.....	Low <input type="checkbox"/>	Moderate <input type="checkbox"/>	High <input type="checkbox"/>
	(tick one)			
Regular use of amphetamine type stimulants is associated with:				
	Difficulty sleeping, loss of appetite and weight loss, dehydration			
	jaw clenching, headaches, muscle pain			
	Mood swings -anxiety, depression, agitation, mania, panic, paranoia			
	Tremors, irregular heartbeat, shortness of breath			
	Aggressive and violent behaviour			
	Psychosis after repeated use of high doses			
	Permanent damage to brain cells			
	Liver damage, brain haemorrhage, sudden death (ecstasy) in rare situations			

f. inhalants	Your risk of experiencing these harms is:.....	Low <input type="checkbox"/>	Moderate <input type="checkbox"/>	High <input type="checkbox"/>
	(tick one)			
Regular use of inhalants is associated with:				
	Dizziness and hallucinations, drowsiness, disorientation, blurred vision			
	Flu like symptoms, sinusitis, nosebleeds			
	Indigestion, stomach ulcers			
	Accidents and injury			
	Memory loss, confusion, depression, aggression			
	Coordination difficulties, slowed reactions, hypoxia			
	Delirium, seizures, coma, organ damage (heart, lungs, liver, kidneys)			
	Death from heart failure			

g. sedatives	Your risk of experiencing these harms is: Low <input type="checkbox"/> Moderate <input type="checkbox"/> High <input type="checkbox"/> (tick one)
	Regular use of sedatives is associated with:
	Drowsiness, dizziness and confusion
	Difficulty concentrating and remembering things
	Nausea, headaches, unsteady gait
	Sleeping problems
	Anxiety and depression
	Tolerance and dependence after a short period of use.
	Severe withdrawal symptoms
	Overdose and death if used with alcohol, opioids or other depressant drugs.

h. hallucinogens	Your risk of experiencing these harms is:..... Low <input type="checkbox"/> Moderate <input type="checkbox"/> High <input type="checkbox"/> (tick one)
	Regular use of hallucinogens is associated with:
	Hallucinations (pleasant or unpleasant) – visual, auditory, tactile, olfactory
	Difficulty sleeping
	Nausea and vomiting
	Increased heart rate and blood pressure
	Mood swings
	Anxiety, panic, paranoia
	Flash-backs
	Increase the effects of mental illnesses such as schizophrenia

i. opioids	Your risk of experiencing these harms is: Low <input type="checkbox"/> Moderate <input type="checkbox"/> High <input type="checkbox"/> (tick one)
	Regular use of opioids is associated with:
	Itching, nausea and vomiting
	Drowsiness
	Constipation, tooth decay
	Difficulty concentrating and remembering things
	Reduced sexual desire and sexual performance
	Relationship difficulties
	Financial and work problems, violations of law
	Tolerance and dependence, withdrawal symptoms
	Overdose and death from respiratory failure

D. RISKS OF INJECTING CARD – INFORMATION FOR PATIENTS

Using substances by injection increases the risk of harm from substance use.

This harm can come from:

- **The substance**
 - If you inject any drug you are more likely to become dependent.
 - If you inject amphetamines or cocaine you are more likely to experience psychosis.
 - If you inject heroin or other sedatives you are more likely to overdose.
- **The injecting behaviour**
 - If you inject you may damage your skin and veins and get infections.
 - You may cause scars, bruises, swelling, abscesses and ulcers.
 - Your veins might collapse.
 - If you inject into the neck you can cause a stroke.
- **Sharing of injecting equipment**
 - If you share injecting equipment (needles & syringes, spoons, filters, etc.) you are more likely to spread blood borne virus infections like Hepatitis B, Hepatitis C and HIV.
- ❖ **It is safer not to inject**
- ❖ **If you do inject:**
 - ✓ always use clean equipment (e.g., needles & syringes, spoons, filters, etc.)
 - ✓ always use a new needle and syringe
 - ✓ don't share equipment with other people
 - ✓ clean the preparation area
 - ✓ clean your hands
 - ✓ clean the injecting site
 - ✓ use a different injecting site each time
 - ✓ inject slowly
 - ✓ put your used needle and syringe in a hard container and dispose of it safely
- ❖ **If you use stimulant drugs like amphetamines or cocaine the following tips will help you reduce your risk of psychosis.**
 - ✓ avoid injecting and smoking
 - ✓ avoid using on a daily basis
- ❖ **If you use depressant drugs like heroin the following tips will help you reduce your risk of overdose.**
 - ✓ avoid using other drugs, especially sedatives or alcohol, on the same day
 - ✓ use a small amount and always have a trial "taste" of a new batch
 - ✓ have someone with you when you are using
 - ✓ avoid injecting in places where no-one can get to you if you do overdose
 - ✓ know the telephone numbers of the ambulance service

E. TRANSLATION AND ADAPTATION TO LOCAL LANGUAGES AND CULTURE: A RESOURCE FOR CLINICIANS AND RESEARCHERS

The ASSIST instrument, instructions, drug cards, response scales and resource manuals may need to be translated into local languages for use in particular countries or regions. Translation from English should be as direct as possible to maintain the integrity of the tools and documents. However, in some cultural settings and linguistic groups, aspects of the ASSIST and its companion documents may not be able to be translated literally and there may be socio-cultural factors that will need to be taken into account in addition to semantic meaning. In particular, substance names may require adaptation to conform to local conditions, and it is also worth noting that the definition of a standard drink may vary from country to country.

Translation should be undertaken by a bi-lingual translator, preferably a health professional with experience in interviewing. For the ASSIST instrument itself, translations should be reviewed by a bi-lingual expert panel to ensure that the instrument is not ambiguous. Back translation into English should then be carried out by another independent translator whose main language is English to ensure that no meaning has been lost in the translation. This strict translation procedure is critical for the ASSIST instrument to ensure that comparable information is obtained wherever the ASSIST is used across the world.

Translation of this manual and companion documents may also be undertaken if required. These do not need to undergo the full procedure described above, but should include an expert bi-lingual panel.

Before attempting to translate the ASSIST and related documents into other languages, interested individuals should consult with the WHO about the procedures to be followed and the availability of other translations. Write to the Department of Mental Health and Substance Dependence, World Health Organisation, 1211 Geneva 27, Switzerland.